

THE MANE ISSUE



Meet a Member- Teryn McBain

Hey there!

My name is Teryn McBain, I am turning 21 this fall. I have a horse named Dainer he's an OTTB, he is 12 years old and I have had him for 2 years now. This will be my 10th year as a member of the Canadian Pony Club. I am a member of the Heartland Pony Club in the Saskatchewan Region. I am one of the Regional Youth reps for the Saskatchewan Region. Through Pony Club I've gotten to attend multiple National events including 6 National Quizzes, my first being in 2012 and I will be attending again this fall competing for the first time in the A/B level. I also attended National Show Jumping in 2015 placing 6th. I have tested my C2 ride and B stable management and have completed my written for my B2, this fall I plan on testing my B ride and my BH2.

My favourite memories are definitely those from National Quiz, from rollercoasters to whale watching to walking down the bank in the International Ring at Spruce Meadows, there are just too many great memories that have come from Pony Club. Other than Quiz my favourite Pony Club activity has to be PPG. It's not big here in Saskatchewan, at my branch we will play a couple PPG games on Halloween or near Christmas. It's a nice change from regular lessons and a real test to your riding. Since we don't have ponies we just use our regular horses so that means for some of us doing PPG on 16+hh horses!

Outside of Pony Club my other sport is NHRA Drag Racing, I race a car called a dragster and it goes just over 160 MPH. Yes that's MPH so in Km/H its something like 260 Km/H. In Drag Racing the ultimate trophy to win is called a Wally and I have been lucky enough to win two of them one in 2014 and one in 2015.

I graduated high school in 2014. After that I did 2 years of university at the University of Saskatchewan



in the college of Agriculture and Bioresources working on a Bachelor Degree in Animal Bioscience. I took this past year off to work and ride, I am

.....Meet a Member continued

now planning on getting into the Veterinary Technician program at Sask. Polytechnic and complete the two year program there. My ultimate goal with my schooling is to work around animals as much as possible.

My advice to other members would be to be as active as you can. Take full advantage of everything Pony Club has to offer. If you have the chance to attend any of the National competitions do it, even if you are going as a groom or volunteer the memories will be worth it.

Also that testing isn't everything and that it is okay if you don't want to test, last year was my first stable management in 3 years and my first riding in 6 years! It will always be there so there is no rush or pressure to test. Enjoy yourself with everything Pony Club has to offer. Everyday is a new day, it's like walking down a road, one step at a time and then at some point you turn around and realize how far you've come.



Teryn



Artists through the Ages—Rosa Bonheur

Rosa Bonheur, born **Marie-Rosalie Bonheur**, (16 March 1822 – 25 May 1899) was a French artist, an animalière (painter of animals) and sculptor, known for her artistic realism. Her most well-known paintings are *Ploughing in the Nivernais*, first exhibited at the Paris Salon of 1848, and now at Musée d'Orsay in Paris, and *The Horse Fair* (in French: *Le marché aux chevaux*), which was exhibited at the Salon of 1853 (finished in 1855) and is now in the Metropolitan Museum of Art, in New York City. Bonheur is widely considered to be the most famous female painter of the nineteenth century.

Bonheur was born on 16 March 1822 in Bordeaux, Gironde, the oldest child in a family of artists. Her mother was Sophie Bonheur (née Marquis), a piano teacher; she died when Rosa Bonheur was eleven. Her father was Oscar-Raymond Bonheur, a landscape and portrait painter.

Bonheur moved to Paris in 1828 at the age of six with her mother and siblings, her father having gone ahead of them to establish a residence and income. By family accounts, she had been an unruly child and had a difficult time learning to read, though even before she could talk she would sketch for hours at a time with pencil and paper. Her mother taught her to read and write by asking her to choose and draw a different animal for each letter of the alphabet. The artist credits her love of drawing animals to these reading lessons with her mother

At school she was often disruptive, and she was expelled from numerous schools. After a failed apprenticeship with a seamstress at the age of twelve, her father undertook to train her as a painter.

Following the traditional art school curriculum of the period, Bonheur began her training by copying im-



ages from drawing books and by sketching plaster models. As her training progressed, she made studies of domesticated animals, including horses, sheep, cows, goats, rabbits and other animals in the pastures on the perimeter of Paris, the open fields of Villiers near Levallois-Perret, and the still-wild Bois de Boulogne. At fourteen, she began to copy paintings at the Louvre.

She studied animal anatomy and osteology in the abattoirs of Paris and by dissecting animals at the École nationale vétérinaire d'Alfort, the National Veterinary Institute in Paris. There she prepared detailed studies that she later used as references for her paintings and sculptures.

Women were often only reluctantly educated as artists in Bonheur's day, and by becoming such a successful artist she helped to open doors to women artists that followed her.



Testing Tips— Anwyn Woodyatt

This edition's testing tips brought to you by Anwyn Woodyatt a member from Parksville-Qualicum, BCIS Region.

Testing... How much more intimidating can it sound? In actuality, testing is meant to be relaxing, fun, and a positive experience for you and your equine partner. So, how can you achieve this?

Testing tip one: Take advantage of all available materials - the recommended reading list, coaches, veterinarians, farriers, other horse owners, etc. At the higher levels, there are times where there are several professional opinions on and answers to the topics you are discussing. In these cases, your answer will sound much more intelligent if you're able to compare, contrast and discuss a variety of opinions. Ultimately, if you're able to explain how you got your answer and why it's the safest choice, you're good to go. Additionally, it's important to remain up-to-date with your facts. Something that may have been thought true in the 90's, may not be true today. This is why a variety of resources is better than one outdated manual.

Testing tip two: Experience is key. In the upper levels, you must be able to speak from experience (note that it doesn't necessarily have to be yours!). For example, be prepared to explain why something does or doesn't work for your horse; talk about why you have diapers in your first aid kit (handy hoof bandage!) even though they're not on the Pony Club list. Even if you board your horse, get involved in as much as you can. Shadow your vet for a day. Ask people why they use their specific bit and noseband. Help feed dinner and ask why each horse gets what they do. Judge stable and pasture safety at other barns. Ride different types of horses. Build your experience. Examiners are real horse-people who understand that things don't always go perfectly with horses. They want to see that you're able to problem solve and think critically; they are looking for a mature, responsible and professional horse-person - not a walking manual!



Testing tip three: Practice, practice, practice! For the practical Stable Management test, take advantage of the "Testing Procedures" and "Testing Requirements" available on the CPC website. They just about provide the questions you will be asked at each level. Use these resources to prepare your answers ahead of time, and practice reciting them out loud to someone. Get comfortable with putting your thoughts together on the spot while being watched, and speaking clearly and confidently. Being prepared with both your knowledge and answer delivery will make the oral exam a breeze. This also applies to when you orally judge your warm-up.

Testing tip four: When obstacles get in the way of you achieving your levels, don't panic! Taking an extra year or two to achieve a level can be a great thing; just imagine, 365 more days to practice! You will mature, have more experiences, become even more confident at the level, and likely do better as a result. And with the introduction of Horsemasters, there's no need to rush. If in a year, you can put 110% effort into it, why not be patient? As most of us know, horses are not smooth sailing. Consequently, your horse plans will have to adapt, and that's okay.

My best wishes to you on your tests, testers! Work hard, and your results will reflect that.

Breed Basics - Maremmano

The history of the Maremmano breed is not fully known, but it is thought that they were developed from North African stock that was combined with Spanish, Barb, Neapolitan and Arabian blood. During the 19th century, Thoroughbred, Norfolk Roadster and other blood was probably added.

For more than a century the original Maremmano type has been crossbred with additional Thoroughbred blood, resulting in a taller and more refined type, but at the expense of the hardiness and stamina of the original breed.

The Maremmano breed generally stands between 15 and 15.3 hands and is usually bay, brown, dark chestnut or black, although gray and roan are occasionally seen. It has a long, slightly heavy head, a muscular neck that is broad at the base, high, well-muscled withers, a full chest and sloping shoulders. The back is short, the croup sloping, and the legs solid and sturdy with good joints and strong hooves. The breed is known for its solidity and their ability to adapt to bad weather and rough terrain.



The Maremmano is the traditional mount of the Maremma cattle men, known as butteri,

and is also used for light draft work. Horses of this breed have often been used as cavalry mounts and today are used by Italian Mounted Police. They were amongst the protagonists of the last successful classical cavalry charge in history in August 1942 near Isbushensky on the Don river by a cavalry unit of the Italian Expeditionary Corps in Russia (Corpo di Spedizione Italiano in Russia, or CSIR) on the Eastern Front. The 2nd squadron of the 3rd Dragoons Savoia Cavalleria Regiment of the Prince Amedeo Duke of Aosta Fast (Celere) Division, armed



with sabres and hand grenades, outflanked an estimated 2,000 Soviet infantry while the remainder of the regiment took Isbushensky in a dismounted attack. The Maremmano proved to be tough enough to brave the Russian steppe, a feat which few foreign horses can boast about.

Super Ponies (& Horses)- NS—Skye's the Limit-

Skye is a 26 year old small Welsh pony who came to Evangeline Pony Club at the age of 18.

offer.

She loves to eat treats and is always banging on her stall door to get attention.




She has been used for Rally, PPG, Dressage and Showjumping. She has taught hundreds of kids to ride through Rohan Wood Stables, Free Spirit Therapeutic Riding Association and Evangeline Pony Club.

She truly is a super pony in more ways than one!

An interesting thing about Skye is that she was born completely blind. This hasn't stopped Skye from having a rewarding career and experiencing all Pony Club has to



Skye



Colour in Skye how you think she might have looked as a foal!

Looking for a Good Read? Try - Old Bones the Wonder Horse


by Mildred Mastin Pace

Based on the life of Exterminator the winner of the 1918 Kentucky Derby.

This is the true, rags-to-riches story of Exterminator, one of the best-loved American horses. Old Bones, as he was affectionately called, came out of nowhere to win a Kentucky Derby and to run a hundred races before his retirement.

Exterminator, or Old Bones as he was affectionately called, was never much to look at but throughout his

amazing life he showed that he loved to run and possessed a gentle nature and a winning spirit.



Specialising in themed gift boxes for horses and the riders who love them. New surprise PEG boxes are released each season. A PEG box delivers high-quality products that are curated for you and your horse or pony. A very appreciated gift for the horse lover in your life. PEG is also a full online shop, filled with trendy, earth-friendly and ridiculously cute equine-themed products.

Val's Corner



A lot of my time this past couple of months has been spent working on the three International Exchanges being held in 2017.

IMGE (International Mounted Games Exchange) is being hosted by Canada from June 30 to July 17 in BCLM and BCIR. Del Zelmer is overseeing the project with Ian Maclean and Joanie Thompson taking the lead in BC. It takes a great deal of planning to organize an International tour and many folks have been working very hard for many months to arrange activities for our guests. Teams of 5 members plus a Coach and a Chaperone/Manager will travel here from the UK, Australia, the US and Canada. Our Canadian team is made up of:



Val's Corner

Lily Solomon	Toronto North York	COR
Celia Markovinovic	Guelph	WOR
Sara Chauvin	Mill Ridge	WOR
Meigan Mullin	Boundary Bay	BCLM
Nicole Blair	Medicine River	ABC
Carrie Blair	Chaperone/Manager	
Jazz Graham	Coach	

The Canadian Team will be meeting in Edmonton for a training camp, kindly hosted by Jane Goodliffe. Best wishes to our team and I hope they have a great time.

IPE (Inter Pacific Exchange) is being hosted by the USPC in and around Greenville, South Carolina from June 28 to July 12. Teams will be attending from Australia, New Zealand, China, US and Canada.

The Canadian Team is made up of:

Danielle Suzuki	Bright Water	WOR
Samara Balfour	Bright Water	WOR
Joecy Peters	Opportunity	Nova Scotia
Carly Heislars	Wonthaggi	Australia
Jacqui Dennis	Chaperone/Manager	
Dana Balfour	Coach	

Many thanks to Carly and Australia for allowing us to compete as a full team.

Last but not least is the IQE (International Quiz Exchange), which is being hosted in Canada in BCLM and BCIN from September 30 until October 9, organized by yours truly. We will be starting our tour in Vancouver and ending it at National Quiz in Kelowna. Teams from the US, UK, AU and Canada will be participating.

Our team consists of:

Natalia Henke	Blue Mountain	WOR
Caitlin Brast	Bright Water	WOR
Jessica van Nostrand	Evangeline	Nova Scotia
Emily McKague	Blue Mountain	WOR
Maria Berry	Chaperone/Manager	

As you can see, CPC offers some great opportunities to travel. Each country that participates, must also host. The IMGE in 2018 will be hosted by the UK, while the US will be hosting Int. Tet. At the moment, we are out of the Tet rotation but your National Tet Committee is working hard to get our National Tet up and running in order to qualify our members for future international tours. IPE will be in Hong Kong and China in 2019. IQE will next be held in 2020 and may be hosted by the US or UK.

Congratulations to the members chosen to represent Canada this year. I wish them the best of luck and a really great experience.

From The Regions

Emily Farnel (age 13) and Rayne Jackson (age 11) are both first year members of the Haunted Lakes Pony Club in Alix, AB. They have recently sent submissions to The Mane Issue as part of their Equine Publisher badge.

My First Time at Pony Club Camp by: Emily Farnel

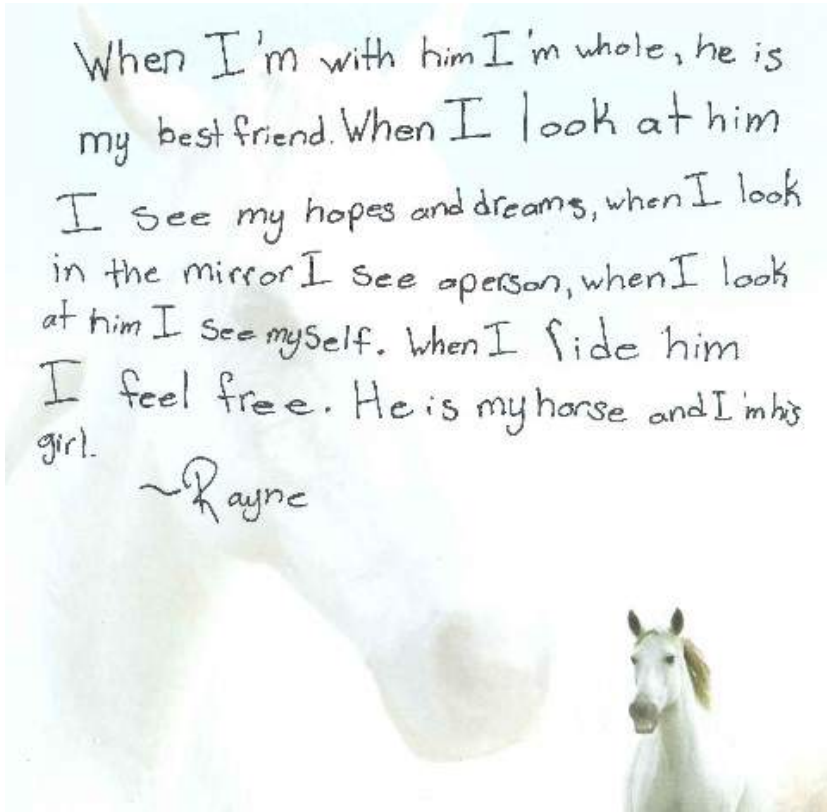
Haunted Lakes Pony Club held their annual D-D2 camp from April 9th -10th, 2017 in Alix, Alberta. I being a new member, had no idea what it was going to be like. Honestly, I couldn't have had a better time! There were several new members and many previous members that attended. What could be better than learning about horses for two days-straight and getting to see friends from other clubs!!! We learnt everything from proper grooming, feeding rules, trailer safety, and parts of the horse. But we also took bridals apart, and then put them back together. Sounds easy, right? Try it blind folded! We also had some very special guests, Chic, Shelia, Cody and several more furry friends. To complete this amazing experience, we watched an all time classic "Black Beauty". Then it was lights out! But the fun didn't stop there! We also got to decorate real horse shoes with paint, gems and glitter. They were very pretty and so was the floor! At the end of this amazing weekend, we got to take homemade treats back for our horses!!!

What a fantastic experience! I know who will be coming back next year...., this girl!!!!



When I'm with him I'm whole, he is
 my best friend. When I look at him
 I see my hopes and dreams, when I look
 in the mirror I see a person, when I look
 at him I see myself. When I ride him
 I feel free. He is my horse and I'm his
 girl.

~Rayne



D Camp Review by [Alanna Angelstad Haunted Lakes Pony Club](#)

Haunted Lakes just hosted the Alberta Central Region D camp on April 8-9.

We had 7 E-D level, 2 D1's and 3 D2's attend camp. Ages ranged from 7-13.

We had 1 C1, Meghan Penner and 2 C2 junior instructors, Cassandra Crick and Mattea Wright, helping our head instructor Amanda Penner. Each one of them were great with the kids and were very knowledgeable.

Each member was divided into a group according to their level, Group 1 consisting of the D2-D1, Group 2 and group 3 were split amongst the E-D members according to age.

For the crafts portion we did painted horse shoes and string art in the figures of horses mounted on a frame. Making horse treats in the kitchen with Annika was a messy hands on experience for all members. The horses appreciated it though.

Each E-D member completed badge work consisting of 4 of the 5 beginner badges, Parts of the bridle, parts of the saddle, parts of the pony, colors and markings. On Sunday after all of the lessons were completed, 4 stations were set up with each instructor supervising, each member took a turn at completing their badge work independently, some with great success, others needed some additional support.

The D1-D2 members worked on their Barn Safety, Feed-Rite and Apple Saddlery badges. For Apple Saddlery we set up a tack cleaning station, Amanda brought in a BIG tub of tack for the members to clean. Then they had to go out to the barn and saddle up the 5 horses that were brought in for camp. For Barn Safety the members constructed barns from card board boxes, some became quite detailed, as the instructor went over barn safety, then they went out to the barns for hands on trailering session.

It was a jammed packed 2 days of D theory instruction with a lot of fun thrown in. Some highlights for us were the older members, and the HLPC, DC being blind folded and having to assemble a bridle from pieces laying in front of them. We also did a scavenger hunt looking for clues all around the area, each clue was a question about D theory and you had to have the correct answer to keep moving on. Each group did their own color code of questions to keep it fair.



DC of HLPC, Peter, does the blind fold challenge



Making horse treats with Annika




Making horse string art



Apple Saddlery Badge work, parts of the Bridle w/Amanda

Puzzle Page



Anagrams

ot drei a sroeh si to deir eht kys.

A tercan si a reuc rfo vryee vlel.

A rseoh is rohwt reom tnah cleshr

ni diirgn a rseho ew rwrobo dmereof

Canadian Equestrian(ne)s—Eric Lamaze

He was born in Montreal, Quebec. Lamaze was taught to ride at a young age by notable coach Diane Dubuc, in Montreal. Dubuc spent hours with Lamaze, helping him create a foundation for his career in jumping. Currently Dubuc runs a stable in Montreal called Day By Day Stables, where Lamaze still has ties. Lamaze has credited show jumping with helping him get past his tough childhood and turning around his life.

Lamaze currently lives in Schomberg, Ontario, where he coaches at his own barn, Torrey Pines.



In 2007, Lamaze became the first Canadian jumping rider in 20 years to make the top ten in the world rankings. He was also the first North American jumping rider to exceed one million in prize money a year, a third of these earnings came as a result of winning the CN International Grand Prix at Spruce Meadows

Lamaze competed in the Beijing Olympics, riding the stallion Hickstead. He was awarded a silver medal after a strong performance in the team event. Lamaze went on to win a gold

medal in the individual show jumping event of the 2008 Beijing Olympics at the Shatin Equestrian Venue in Hong Kong as a result of a "jump off" between himself riding Hickstead and the Swedish rider Rolf-Göran Bengtsson, riding Ninja.

After the untimely death of Hickstead in 2011,[6] Lamaze selected the nine-year-old mare Derly Chin De Muze to ride at the 2012



London Olympics.

In July 2016, he was again named to Canada's Olympic team, serving as the leader following Ian Millar's deciding not to compete again. Lamaze rode the Hanoverian mare, Fine Lady 5. As a member of Canada's jumping team, he competed in a climactic jump-off for the bronze medal, which ultimately went to the German team. Later, he won a bronze medal in the individual jumping event, a single knocked rail preventing him from earning a second gold medal.

Vet Notes —Dr. Elisha Dickinson-Mills , NB/PEI; Pre-purchase Exams!

This is another new feature for The Mane Issue, we will be getting a vet from each region to submit an article on a topic near and dear to their hearts.

Purchasing a horse can be an overwhelming, emotionally exhausting and expensive process. Sometimes the horse of your dreams can present itself immediately, while others require an exhaustive search. Involving your veterinarian in this process can help avoid mistakes and keep the focus on your long-term investment.

Misconception #1: I don't need a prepurchase exam, the horse is cheap.

Many new horse owners mistakenly invest in a prepurchase exam only for more expensive horses. In fact, buying the horse is often one of the least costly parts of horse ownership. The maintenance fees for board, feed, veterinary care, podiatry, training and more must all be factored in. This is often a lifetime investment and selecting an unsound or high maintenance horse can lead to more stress, heartache, and expense than you were prepared.

Misconception #2: Prepurchase exams always require a lot of radiographs.

Radiographs (or X-Rays) are often a helpful diagnostic tool to further evaluate a prospective purchase. However, radiographs are optional and a veterinarian may help guide this decision. Radiographs may be highly recommended if the conformation of the horse is poor, the horse is unsound, or the horse tests positive on any flexions tests (see below). Some horses listed

for sale will already have a set of recent radiographs to provide to you. In this case, it is best to have your vet evaluate the radiographs rather than take the current owners interpretation that 'everything was fine'.

Misconception #3: The current owner is really nice and only wants to find the best home for the horse.



Sometimes this is true; many times, it is not. In the case of a horse sale, it is best to put emotions aside and make logical decisions. Sometimes this involves recruiting an experienced friend or coach to help keep things in perspective. It is always possible a seller is not telling you the whole truth, and it is also very possible they are not familiar with the true value of the horse or the severity of the horse's issues.

Components of a thorough veterinary prepurchase examination:

Detailed history: ideally the seller is present or available to provide many of the documented answers. These questions may include history of surgery or colic, current use of medications or



supplements, and current use of the horse (whether they are in full work, showing, etc).

Physical exam: head to tail exam of the horse including temperature, pulse, respiration, body condition, eyes, skin, heart, lungs, neurological responses, and others. This component will screen for illness (fever, enlarged lymph nodes, nasal discharge, cough), external parasites (such as highly contagious lice!), tumours, cataracts and other ocular diseases, and many more possible ailments.

Dental exam: determining whether the age is consistent with the teeth, any dental malocclusions, and whether routine dental care has been done in the past.

Lameness evaluation: this is usually the most time consuming portion of the exam. It will include assessment of conformation, palpations and gait evaluation. The horse will often be evaluated while walking and jogging in hand, as well as on a lunge line in both directions. Flexion tests will be conducted, which involve holding an isolated region of a leg in a hyperflexed position for 45-60 seconds and then jogging the horse off in hand. A positive flexion is one in which the horse jogs off lame after the leg has been flexed.


Diagnostics: further testing may be pursued at the discretion of the buyer and/or the veterinarian. These may include radiographs, routine blood screening, drug testing, a Coggins test, and/or a fecal test.

After a detailed exam, your veterinarian (or the one hired to complete the exam) will make a recommendation based on their assessment on that given day. It is not a pass/fail type of exam. It is instead a documentation of the state of the horse, including any abnormalities detected. A comprehensive exam and report is one way to further reduce the potential risk involved in the purchase, and can give great peace of mind.



Puzzle Page cont'd.....

Krychle Sudoku



Notes from Danielle

All CPC members are being given a free online membership to The Rider. (I am working on other provincial-based equine newspapers.) Here is the link for them to sign up.

<http://ow.ly/v4DQ30cKPiT>

Once signed up, The Rider online will be emailed to them. The June issue can be accessed at:

www.bit.ly/TheRiderJune2017

Here is a link to my first article in The Rider. Moving forward there will be more news and less opt-ed.

<http://www.therider.com/rider/why-this-mom-loves-pony-club/>



Where are they now?

Karl Slezak- Western Ontario Region.

Karl Slezak has been involved in equestrian sports for the past thirty years. At thirty-six, Karl has produced many quality results in his competition career. His determination for success has earned him great respect amongst his colleagues. In 2001 Karl achieved the prestigious 'A' level in Pony Club and became an Equine Canada Certified level one coach. In 2002, he competed as a member of the sixth place Ontario Three-Day Event Team at the North American Young Riders Championships. In that same year, he was the youngest man to be awarded the Ontario Horse Trials Leading Male Rider Award.



Karl began his eventing career working under Olympic event rider Garry Roque. The 8 years of shadowing the veteran trainer proved to be an invaluable experience. Daily training and guidance from the horseman helped Karl progress in a remarkably short period of time. Karl also takes advantage of clinics and training opportunities with some of the world's top Olympic level riders & coaches.

Karl competes in Canada and the United States at both national and international levels of competition. Karl spends his days coaching many up and coming event riders and training a broad range of horses competing from Pre-Training to Intermediate Levels. Most notably, Karl is competing at the CCI** level with "Yoshi" and bringing along two exciting young prospects recently imported from Ireland up the levels: Fernhill Dutch Design and Fernhill Wishes. He has high hopes for these two young prospects and will

no doubt be introducing them to International Competition in the near future.

Karl is a short-listed member of the Canadian Eventing Team. He rides out of Wolf Run Farm in Caledon East, Ontario where he is the head trainer. Karl works hard to develop up and coming riders and works tirelessly to educate individuals on all aspects of the sport.

Karl believes that the meticulous nature that Pony Club instills in it's members is a key part of his success as horsemanship is the most important aspect of being a rider. Today Karl continues to be involved with Pony Club as a regular instructor for the Caledon Pony Club.

The Groundline

-A takeoff point for discussion... (by Kim Leffley)

What Does National Do With My Money?!

Each year, as membership renewal time draws closer, we are often asked "what does National do with our membership fees" or "what do we get for our money"? There is a bit of a perception out there that you receive your member welcome package (passport, parent information, stickers etc) and the rest of the fees disappear into Nationals coffers. Well, technically yes they do - but here is what is done with them that either directly or indirectly benefits our members:

Subsidize:

- Hosting grants to regions hosting national/International events/competitions
- Coach/Chaperone travel costs for international competitions
- Testing and Education Grants to support regions in promoting member learning and accomplishment.

Admin/Office:

- Salary for 1 fulltime and as needed, 1 part time employee
- Member welcome package (Passport, letter from the Chair, parent info and Code of Conduct form, two PC stickers.) prep and distribution
- Storage pod rental for supplies/records (as we have no physical corporate head office)

- Business equipment costs
- Mailing costs

Tech:

- Support and funds for Website hosting, research & ongoing development

Fees:

- Membership fees to Equestrian Canada (allows us use of officials & dressage tests)
- Membership fees to The Pony Club (UK parent organization)

Governance:

- Travel paid for National Directors & affiliated Board to attend 2 annual meetings (held geographically centrally to balance costs) to conduct the business of the organization.
- 1 paid working lunch onsite during meetings
- Hotel Room for National Chair, National Youth Reps (3 sharing 1 room), Treasurer and Testing Chair (generally share 1 room) and National Administrator (this is done as they do not represent a particular region which is sharing their attendance costs)
- Cost of Conference room and equipment fees to conduct meetings

Other:

- Insurance coverage
- 3 annual Scholarships for members continuing their education



- Hosting of Pony Club International Meetings every 4th year (meeting site, flights and accommodation for CPC reps to attend, plus one meal hosted for international guest delegates) OR cost to send representatives from CPC to US for meeting on alternating years. Generally tied in with a major international gathering like IMGEs or USPC Festival so that delegates can see and share ideas that can benefit the whole organization.

Until recently and in response to members request for better consistency from region to region in our national competitions, we also subsidized the attendance of National Discipline Chairs to their respective National Competitions, and the attendance of the next year's event organizer to learn how to run an event of that scale. Unfortunately, due to budgetary reasons this has had to be discontinued at this time. As well, your National

Directors voted to remove one of their previously sponsored meals that was considered a perk or "thank you" for the commitment, sacrifice and hard work they put in to attend and contribute on your behalf at these meetings. Many take vacation days, lose pay and reorganize life events to assure you are represented at the board table, often paying out of pocket for those things not financially supported by this organization. Please don't underestimate the value of that as the only pay they get for these two very long, intense working weekends may be your thanks.

So you see that although the portion of your fee that goes to National may not look physically substantial in the membership welcome package you receive, the activities supported by it in the background make it possible for your child, our volunteers and often the site to be insured when attending sanctioned activities on or offsite, test and attend educational activities organized by your region and supported by national resources. It assures that the physical realities of running a completely volunteer managed national program are met in terms of administrative support and input by regions through their national representatives during organizational meetings. It allows us to be connected to the greater equestrian community via our

membership to our national and international governing bodies assuring we have a voice around the table of equestrian discussion in Canada and abroad.

As we continue to seek ways to navigate the realities of being a member funded, youth focused, volunteer managed organization in an ageing and overly busy culture, and the impact those factors are having on our membership, we are committed to assuring that our members experience in this organization remain priority one and that necessary cuts come first and foremost to areas outside of programming. We are looking at the way we run our national events in an effort to identify any cost efficiencies to be gained. We are actively seeking financially beneficial partnerships, fundraising and sponsorship opportunities and any appropriate grants and subsidies for which we might qualify in an effort to minimize the impact of rising costs to our membership and improve the way we offer our program. Although 4 years ago our membership asked for the discontinuing of our main fundraiser (annual calendar sales) which strongly supported our budget, in that time we have also deferred to the region's requests for no membership fee increases. As a result, with no fundraising support, annually increasing

costs, and a cost/membership revenue imbalance, at our last meeting we reluctantly voted for our first membership fee increase in 4 years to assure our ability to remain sustainable.

Like all youth organizations there are many things on our wish list that we would like to provide to improve our program offering and membership experience, but until the revenues become available to do those things, our priority remains the stability and integrity of our existing program and the continued effort to provide strong equestrian education and opportunity, and valuable social connection for all youth in Canada with a desire to have horses in their lives. We continue to be grateful to our core of volunteers and supporters who make it possible for us to continue to function and to those professionals who give freely and repeatedly of their time and talent to further the knowledge and education of our members, investing in the future of capable and knowledgeable equestrianism in Canada. We are nothing without you.

I hope this brings some clarity to that question about your membership fees and how resources are used. We are one of a very limited number of "sport or youth" organizations who run a national program without the benefit of a fixed

office, multiple paid staff or financial/organizational support from related national sport bodies. We seek to be good stewards of the money

you entrust to us and use it in ways that bring visible benefit to you. Beyond the necessary money, however, this organization runs on hard

work, volunteer spirit and a belief in our youth and a dream for their future and no amount of money will ever be able to replace that.



New Owner & New Location

*Kelly Squelch-Simpson
9825 Ashburn Rd.
Ashburn, On L0B 1A0
985-655-8873
info@ribbonworks.ca*

Same Friendly Service.

Thank you Ribbon Works for continuing sponsorship of the Newsletter!



Win your 2018 National Membership Fees!

Want to promote a FANTASTIC organization AND win your National Head Fees for 2018?

If you're a Pony Clubber (in Canada) or you'd like to join a Pony Club in Canada, send us your best promo video!

Current and future Canadian Pony Club members are invited to submit a 30 - 60 second video explaining what Pony Club means to them - Why is Pony Club a great equestrian/educational experience?

Contest Rules:

There must be at least one horse (or pony) in the video and if you are on the horse, you must be wearing a helmet.

Your video must talk about Pony Club IN GENERAL - you should not name your own branch or region.

If you have additional people in your video—you must have their permission to include them.

CREATIVITY COUNTS! We want a video that will show people how Pony Club is a great program for kids and young adults.

CONTEST
CONTEST
CONTEST

IMPORTANT DATES:

Video submissions will be accepted from May 15th to Aug 15th, 2017 (midnight)

Voting will be open from August 16th to August 31st, 2017 (midnight)

Winner(s) will be announced September 7th, 2017

Videos must be sent to the Canadian Pony Club Facebook Page (In a private message) and you must include:

- your full name
- location (town or city)
- your region (if you are already a Pony Club member)
- email address

By submitting your video, you give the CPC permission to post/share your video on Facebook, Twitter, Snap Chat, our newsletters and the CPC website, this includes your full name and community.


Please note: The winner(s) will be responsible for paying their 2018 Regional/Branch Fees.

CANADIAN PONY CLUB

Box 127, Baldur, Manitoba R0K 0B0
Phone: 1.888.286.PONY
Fax: 1.204.535.2289
www.canadianponyclub.org



Loyalty, Character, Sportsmanship



Holy Helena wins the 2017 Queen's Plate.

Holy Helena, an impressive winner of the 1-1/8 mile Woodbine Oaks, presented by Budweiser, in just her third career start, was even better when facing males for the first time in Sunday's \$1 million Queen's Plate at Woodbine Racetrack.

The 158th running of the 1-1/4-mile Queen's Plate, North America's oldest annually run stakes race, lured a field of 13 Canadian-bred three-year-olds vying for shares of the \$1 million pot.