



RULES FOR "D" RALLY

Changes from the 2009 rules are shown in italics

Revised June 2015

*** Changes highlighted in yellow.*

Table of Contents

Form and Divisions of Competition	1
Eligibility	1
The Competitor	1
The Mount.....	1
Team Horsemanship.....	2
Examples of the Duties of the Captain.....	2
Examples of the Duties of the Helper	3
Club Representatives.....	3
Judging and Inquiries	3
Ground Jury.....	3
Dressage Judge.....	3
Technical Delegate	3
Stable Management (Team Horsemanship Judges).....	3
Veterinary, Farrier & Medical.....	4
Dress	4
Protective Equipment Policy	4
Dress for Turnout and Dressage	5
Dress for Cross Country.....	5
Dress for Stadium Jumping	5
Tack and Saddlery.....	5
Tack for Turnout and Dressage	5
Tack for Warm-up	6
Tack for Cross Country	6
Tack for Stadium Jumping	6
Tack Check	6
Warm-Up	6
Warm-up Supervisor’s Responsibilities.....	7
Veterinary Inspection	7
Personal Conduct.....	7
Elimination.....	8
Authorized and Unauthorized Assistance	9
Examples of Unauthorized assistance.....	9
Examples of Authorized Assistance.....	9
Dressage Tests	10
Cross Country and Stadium Speeds, Distances and Jump Dimensions	10
Description of Cross Country Courses	10
Description of Stadium Jumping Courses.....	11
Walking Cross Country and Stadium Courses, Posting Maps.....	11
Scoring	11
Late Penalties	12
Dressage Scoring	12
Cross Country Scoring	12
Time Penalty Scoring.....	12

Cross Country Riding Penalty Points	12
Stadium Jumping Scoring	13
Stadium Riding Penalty Points	13
Stadium Time Penalty Points	13
Other Penalties.....	13
Ties	13
Overall:	13
Cross Country:	13
Dressage:	14
Scoring of Unmounted Competition	14
Turn out:.....	14
Tack check	14
Cool out.....	14
Club volunteer participation	14
Presentations.....	14
Mounted Competition:	14
Additional Awards:.....	15
High Point Dressage Trophy	15
Best Performance Stadium and Cross Country Rounds Trophy	15
Unmounted Competition	15
Colour Parade	15
Points for Annual Regional Award.....	15
General Information (Tips).....	16
Attachment 1 – Figure 1 - Permitted Bits for Turnout and Dressage.....	17
Not Permitted Bits:	17
Attachment 1- Figure 2 – Permitted Bridles for Turnout and Dressage	18
Attachment 2 – Directions to Cross Country Judges	19
Refusal:.....	19
Run-out:	20
Circle:	20
Falls:	20
Judging at Multiple Obstacles:	21
Judging at Combination Obstacles:	21
Unauthorized Assistance:.....	21
Permitted Assistance:	21
Stopping Competitors on Course:	21
Competitor in Difficulty:.....	22
Delaying Finish:	22
Canadian Pony Club Acceptance of Risk Form for Rallies	23



WESTERN ONTARIO REGION

"D" RALLY RULES

Revised **June 2015**

Page 1

The Rally shall be run using the current Canadian Pony Club National Rally Rules except where otherwise stated in these rules. D Rally Rules are not the same as C Rally Rules. D Rally Rules are generally more lenient and designed to take into consideration the riders' age and experience.

Form and Divisions of Competition

The *mounted* competition shall consist of Dressage, Cross Country (Phase D only) and Stadium Jumping.

The unmounted (Stable management) competition shall consist of Turn Out, Tack Check, Volunteer Participation & Cool Out scores.

Competitors will be divided into "D", "D Open", "D1", "D1 Open", and "D2" divisions.

All *mounted* competition shall be on an individual basis. *Stable management competition shall be on a Team basis only.*

Each branch may send up to 3 Designated Branch Coaches, one Captain and any number of helpers. Designated coaches may share coaching in all Divisions PROVIDED that more than 1 coach may not work with any group of riders at the same time.

Eligibility

The Competitor

All competitors shall be members of a Recognized Branch of this Region and be in good standing (current fees paid). Competitors shall have attended at least 60% of the educational activities in their branch over the past 12 months or since joining Pony Club (whichever is the shorter time) unless the District Commissioner can certify that prolonged illness or educational commitments (normally attending a school in another city) have made this impossible. Entries from other Regions (including the U.S. Pony Club) will be accepted only following invitation from the Rally Committee.

The District Commissioner upon signing the entry is certifying that in his/her opinion the rider is capable of competing safely and is entered at the proper grade level.

Hors concours entries are welcome and encouraged at all levels.

The Mount

No stallions may be ridden at Rally.

All mounts competing at Rally shall be at least 5 years of age. A mount's age is determined by assuming that it was born on January 1 of the year in which it was foaled. For example, a mount foaled at any time in 2004 is eligible for the 2009 Rally.

No mount may be ridden more than once in any phase of the competition (no sharing of mounts).

The same mount shall be ridden by the same rider throughout all phases.

Pony Club does not condone the use of any drugs other than as medication for specific ailments. Therefore, any mount to which drugs are administered as a stimulant, depressant, tranquilizer, analgesic, or anesthetic is not considered to be a suitable mount for use at a Pony Club Rally. Phenylbutazone ("bute") is specifically forbidden. This does not apply when drugs have been administered by or at the direction of a veterinarian in attendance at the Rally to relieve an injury suffered at or in connection to the Rally. Any use of non banned equine drugs requires a vet's certificate.

All horse/rider combinations must have at least schooled on a Cross Country Course prior to attending the Rally.



WESTERN ONTARIO REGION

"D" RALLY RULES

Revised **June 2015**

Page 2

The District Commissioner upon signing the entry is certifying that the mount is eligible based on the above criteria. Substitutions must be justified and certified by the District Commissioner.

Team Horsemanship

Team Horsemanship (Stable Management), is a competition geared toward promoting club level support of individual mounted competitors in the interest of rider safety, fostering knowledgeable horsemanship and team camaraderie. The intent is to recognize and reward the hard work put in by the support teams each club fields to enable each horse & rider partnership to perform and compete at their very best. It is also intended to provide an avenue for encouraging the participation of young future D Rally competitors in Rally, and to remain consistent with the directives of the CPC Rules for National & Regional Rallies (2012) section 11.8.

Each club should have one Captain and any number of helpers *comprising its entry in the Team Horsemanship competition. Scrambled teams are allowed. Scrambled/combined teams are encouraged for smaller clubs or clubs with fewer senior members.* The Captain should be a senior Pony Clubber who knows the Rally Rules and can present queries to the Ground Jury. The Captain should know the strengths and weaknesses of each rider. He/she may be a competitor but this will seriously reduce the time available to riders and helpers. Captains may be from other clubs, perhaps an instructing senior.

It is recommended that each competitor have *at least one* Pony Club helper. For insurance purposes only Pony Clubbers may mount on the site.

In only extenuating circumstances, the Committee may allow "adult helpers". "Adult helpers" must wear a numbered bib and apply to the Rally Chair. Using "adult helpers" may not reduce the number of volunteers contributed to run the Rally. We do not recommend a parent as an "adult helper" to their own child.

Duties of a Captain and Helpers are for reference only.

Examples of the Duties of the Captain

- Organize helpers and riders prior to Rally with club rep's assistance.
- Give your club rep a list of which helper is with each rider.
- Organize, but not supply spare tack and supplies.
- Arrive early at Rally, before your competitors.
- Obtain and distribute riders' schedules and bibs from club rep.
- Discuss general plans for the day with riders and helpers.
- Tape one copy of the riders' schedules to a trailer as a quick source of reference for all. (Write on it "Do Not Remove").
- Assist helpers when necessary.
- Discuss courses, rules, regulations and scoring as questions arise.
- Present queries and complaints to the Ground Jury.
- Constantly refer to rider's schedules and time frames to ensure helpers move competitors from one phase to the next as smoothly as possible.
- Ensure riders understand optimum time and buffer zone.
- Remain visible to your riders and helpers.
- Set your priorities and location to be the most effective.
- Check accuracy of scoreboard particularly for younger riders.
- Remain cheerful and encouraging at all times.



WESTERN ONTARIO REGION

"D" RALLY RULES

Revised **June 2015**

Page 3

Examples of the Duties of the Helper

- Before Rally day discuss plans with your rider and his parent's example: arrival time & supplies including shovel, fork and manure carrier. Learn the horse's good & bad habits, bandaging, concerns etc.
- As soon as you arrive at Rally FIND YOUR ASSIGNED RIDER and remain with him or her as much as possible for the entire Rally.
- *Check for* announcements for delays etc.
- Constantly refer to rider's schedule and discuss problems with Captain.
- Assist rider to groom, tack up, check clothing, cool out, warm-up, walk mounts, get medical aid, give water and hay, help clean up manure & straw (transport to barn pile).
- Helpers may walk the courses if their schedules permit.
- Remember tack check prior to entering warm-up before each riding phase.
- Remember vet check 10 minutes after rider finishes cross country. Stay in the cooling off area until dismissed by the vet.
- Encourage your rider with a pleasant, willing attitude.

Club Representatives

Each branch must have an adult representative report to the clubhouse immediately upon arrival on the morning of competition to collect their club packet containing competitors' numbers, schedules and volunteer sheets. It is the club representatives' responsibility to inform the Rally Committee in writing of any changes e.g. scratches, name changes, presence of volunteers etc.

Judging and Inquiries

Ground Jury

The Ground Jury shall consist of the Rally Chair and two additional members to be chosen from; the chief scorer, dressage judges, stadium judge, Regional Chairperson, or member of the Committee. An alternate shall be elected if an inquiry involves a Jury member's child. The Ground Jury shall enforce Rally Rules as well as local rules and regulations.

All inquiries, or protests are to be made ONLY by Captains or District Commissioners (or appointed substitute) and are to be presented only to the Ground Jury or one of its members. No fee is involved. These may be in writing if the Captain prefers. Presentations to the Jury must not be unduly delayed or they will not be heard.

At any hearing which may result in elimination or special penalties, the competitors, Captains and District Commissioners involved shall have the right to attend.

Dressage Judge

All competitors in any one division shall have the same Dressage judge to ensure a fair comparison of scores.

Technical Delegate

The Technical Delegate (TD) shall be appointed by and be responsible to the Organizing Committee. The TD shall see that the jumping courses meet required standards and are suitable to the level of competition. The TD may alter time and pace or otherwise modify courses if warranted due to weather conditions or terrain. The TD supervises all technical aspects of the Rally including timing and scoring and must be a recognized Equine Canada Technical Delegate.

Stable Management (Team Horsemanship Judges)

The SM panel shall consist of 2-4 member judges with background experience as CPC examiners, coaches, judges, instructors, and/or CPC graduates, drawn from the Western Ontario Region or other Regions of CPC. Inquiries or protests of Stable



WESTERN ONTARIO REGION

"D" RALLY RULES

Revised **June 2015**

Page 4

Management competition decisions are to be presented by Team Captains or D.C.s (or their appointed representative) to the Senior member of the judging committee.

Veterinary, Farrier & Medical

A veterinarian shall be present during the Rally.

A trained paramedic or other qualified EMS person shall be present with their standard equipment at all times.

Medical, veterinary and farrier expenses will be the responsibility of the individual involved.

Dress

Protective Equipment Policy

IMPORTANT: PARENTS & COMPETITORS READ THIS!

All riders must wear an ASTM/SEI or British BSI approved helmet with the chin strap fastened at all times while mounted. Failure to do so will result in ELIMINATION.

Current protective cross country vests must be worn for the Cross Country test. Protective vests may be worn in the Stadium test.

The Canadian Pony Club makes no representation or warranty, express or implied about any protective gear. Death or serious injury may result despite wearing such protective gear, as horseback riding involves an inherent dangerous risk and no protective gear can protect against all injuries, foreseeable or unforeseeable. The parent or guardian of any pony club rider is responsible to determine that the appropriate protective gear is worn and such gear is current, properly fitted and in good condition as Canadian Pony Club Inc., its regions, branches, committees or activity organizers are not responsible for checking protective gear worn by pony club riders.

Males MUST NOT remove their helmets for the salute in the dressage and stadium jumping phases. If they do so they will be ELIMINATED. They should use the military salute in which the reins are held in the left hand and the right hand is held straight down against the rider's body.

If a competitor's harness comes undone at any time while mounted, he or she shall not proceed until it is refastened under penalty of ELIMINATION. The time taken to refasten the helmet may result in time penalties during cross country or stadium jumping or a poor mark in the dressage movement in which it occurs, but there shall be no other penalty provided that the harness is refastened at once.

Handing a competitor his or her hard hat is not considered unauthorized assistance, nor will dismounting to recover a lost helmet be interpreted as a fall or dismount.

Boots (Field or Paddock with Jodphur Straps) with a heel must be worn at all times when mounted. Full chaps are not allowed. Half chaps may be worn but must be leather (not suede).

When riding, hair should be worn in a neat manner (up or in a net) so that long hair does not hide the competitor's number, which should always be clearly visible.

Medical armbands must be worn on left upper arm and must be securely attached and visible at all times.



WESTERN ONTARIO REGION

"D" RALLY RULES

Revised **June 2015**

Page 5

Dress for Turnout and Dressage

See * **TURNOUT CHECKLIST** * posted to WOR Website under **DOWNLOADS**

Correct showing attire shall be worn including a protective helmet (as defined above), dark jacket, jodhpurs or breeches with appropriate boots with heels (see above), a stock, choker or suitable tie and gloves. A Pony Club pin with yellow disk should be worn on the left breast and a Pony Club crest on the upper left jacket sleeve. The competitor's numbered bib should be worn over the jacket. *Medical armbands must be worn on left upper arm.*

*Dressage whips are allowed in the dressage test per **OHTA Equine Canada** rules.*

Spurs are optional, if worn must be blunt without rowels and carried to Turnout, not worn.

The Ground Jury may excuse riding jackets in Dressage and Stadium Jumping if justified by weather conditions. An announcement will be made; otherwise they are required as laid out in the dress rules.

Dress for Cross Country

An appropriate shirt or sweater with long sleeves (for protection), breeches or jodhpurs, appropriate boots with heels, *an up-to-date eventing style protective vest* and a helmet of the type described earlier. *Medical armbands must be worn on left upper arm.* Rainwear may be used. Full chaps may not be worn. Half chaps may be worn but must be leather (not suede). Competitor's numbered bib must be visible. If a whip is carried in the Cross-Country it must not be weighted at the end or exceed 75 cm (30") in overall length.

Spurs are optional but if worn must be blunt, without rowels. Riders are allowed to wear stopwatches on cross country at D1 (Pre-entry) level and above per **OHTA Equine Canada** rules.

Dress for Stadium Jumping

Attire is the same as for Turnout and Dressage; however, if a whip is carried in the Stadium Jumping it must not be weighted at the end or exceed 75 cm (30") in overall length. *Medical armbands must be worn on left upper arm.*

Tack and Saddlery

Tack for Turnout and Dressage

An English saddle is compulsory for all phases. Horses or ponies **SHOULD NOT** be braided. See **TURNOUT CHECKLIST** posted on WOR website under **DOWNLOADS**

A snaffle of metal, leather, rubber or plastic material is required. See **ATTACHMENT 1 FIGURE 1 FOR PERMITTED BITS.** *Unless otherwise specified, **OHTA Equine Canada** rules apply.*

An ordinary cavesson noseband, dropped noseband, crossed noseband (also known as a Figure 8 or Mexican noseband), or flash noseband may be used but must be made entirely of leather. No martingales, no over-checks. See **ATTACHMENT 1 FIGURE 2 FOR PERMITTED BRIDLES**

A hunting breastplate/breastgirth *without* martingale attachment may be used. Martingales, any kind of gadgets (such as bearing, side, running or balancing reins, etc.) any kind of boots or bandages and any form of blinkers, ear plugs or covers, fly shields, nose covers, and seat covers are strictly forbidden under penalty of **ELIMINATION**. However, under exceptional circumstances fly shields may be permitted.



WESTERN ONTARIO REGION

"D" RALLY RULES

Revised **June 2015**

Page 6

Tack for Warm-up

The above restrictions are valid also for the warming-up areas and other training areas where, however, whips not exceeding **1.20** metres in length, running martingales, boots, bandages, fly shields and side reins (the latter solely if lunging in a training area, not in warm-up area) are permitted. Riders changing tack will be required to go through tack check twice for that phase.

Tack for Cross Country

Most English saddlery is optional with the exception of dressage saddles. Blinkers, hoods, wire or triangular snaffles, double (full) bridles, and over-checks are forbidden.

Only unrestricted running or Irish martingales are allowed.

Reins must be attached to the bit or bridle.

Gags, hackamores, pelhams, kimberwick, and twisted snaffles are allowed. Stirrup leathers and irons may not be attached to the girth, nor may the foot be attached to the stirrup in any way.

Bit converters are permitted on pelhams.

Cruppers are permitted.

Tack for Stadium Jumping

Tack and saddlery is the same as for Cross Country. No braiding.

Tack Check

There will be formal tack checks prior to EACH and EVERY riding phase.

Do not confuse Turnout and Tack Check before dressage...they are separate.

Tack will be checked thoroughly for broken stitching, dryness, splits and cracks, missing or broken parts.

Tack will be checked for suitability to mount e.g. size and length. Tack check personnel may tighten girths etc.

Competitors should walk their mounts to tack check, not ride.

Tack check must be completed BEFORE a rider enters WARM-UP.

The rider is responsible to use only tack *and to present in attire* which conforms to the rules. For example, if Tack Check misses an illegal bit or if a bit is changed between tack check and start and an official catches the infraction at any stage, the penalty will be ELIMINATION from that phase.

Warm-Up

The Committee will provide warm-up areas for dressage, stadium and cross country. D's and D2's will not be in the same warm up. See "Tack for Warm-up" for restrictions. Competitors shall not warm up within 20 meters of the dressage rings on penalty of ELIMINATION.

Competitors must report to tack check prior to entering warm -up before each riding phase. Competitors will enter warm-up only after reporting to the warm-up supervisor. Times will be recorded and compared with tack check records.



WESTERN ONTARIO REGION

"D" RALLY RULES

Revised **June 2015**

Page 7

Competitors must comply with standard warm-up ring etiquette including:

- Horses or ponies pass left shoulder to left shoulder
- The faster gait is to be given the outside track
- All circles, changes of direction etc. to be called in a clear, loud voice that can be heard by all competitors in the warm-up ring
- Warm-up ring is not to be used for cool out or exercising of mounts while others are preparing for competition
- Maintain a minimum of two horse lengths between mounts, and
- Give appropriate space to fellow competitors who may be experiencing difficulties with mounts while in warm-up.

Falls that occur in the warm-up ring are not penalized **but the rider must be cleared by the medical personnel prior to remounting.**

Warm-up Supervisor's Responsibilities

All riders must report to the supervisor prior to entering warm-up. Entry into warm-up is based on the order of go. Record and log times when riders confirm they have passed each phase's tack check. Ensure no overcrowding, no lunging, no excessive speed, and that jumps are of the appropriate height and properly flagged.

One warning for improper conduct may be issued by the supervisor; a second infraction may result in ELIMINATION. It is the rider's responsibility to report to his/her start time. Only Captains, Branch Designated Coaches, and Helpers are permitted to assist or coach. No excessive coaching or moving jumps as to interfere with another competitor's warm-up is permitted.

All jumping must be done with red flags on the right. The penalty for jumping in the wrong direction is immediate ELIMINATION.

IMMEDIATELY UNPON COMPLETION OF CROSS COUNTRY

Each club's designated stable management teams shall meet each of their riders returning from cross country to see to the needs of the mount, implement adequate cool out protocol, assist rider in presentation to Veterinarian for inspection, and assist in implementing any directives from Veterinary staff as specified below under VETERINARY INSPECTION.

See *COOL OUT RUBRIC* posted to WOR website under *DOWNLOADS*

Veterinary Inspection

There will be a formal Vet Inspection 10 minutes after a rider finishes Cross Country. Mounts remain in the cooling off area. Failure to report within 20 minutes *will result in penalties to the stable management team and may result in 25 Late Penalties to the mounted competitor.* Failure to report by 25 min. or follow the Vet's instructions may result in ELIMINATION.

There may be informal vet inspections prior to stadium and cross country. All concerns should be reported immediately to the veterinarian.

Personal Conduct

Competitors may be ELIMINATED for *inappropriate* conduct including poor sportsmanship, being disrespectful of officials, dangerous riding, mistreating their mount or riding a sick, lame or exhausted horse.



WESTERN ONTARIO REGION

"D" RALLY RULES

Revised June 2015

Page 8

Riders, captains, helpers and adults may be suspended from attending current or future Rallies for conduct unbecoming to Pony Club. The Rally Chair is authorized to ask them to leave the Rally grounds.

Please do not bring dogs. If you must, provide shade, water and keep them secured at all times away from horses. Horses often strike out or shy from strange dogs. This results in unnecessary injuries.

We are guests! Please see that clubhouse, stable and parking areas are kept clean. Pick up your garbage. Bring bedding, hay, shovels, forks and carrier to deposit manure in the pile beside the barn. Dirty shavings may NOT be left in the club's manure pile and must be taken home.

Possession of alcoholic beverages or controlled drugs, including the parking area, by competitors, assistants, or adults on the premises is basis for ELIMINATION of the branches or individuals involved.

After any fall, anywhere on the grounds, the rider **must** report to the medical personnel and get their clearance to continue.

Elimination

Competitors who are eliminated due to fall of the horse or horse and rider will not be permitted to continue in the competition.

Competitors who are eliminated due to Abuse of Horse or Dangerous Riding will not be permitted to continue in the competition.

Competitors who have been eliminated in a test for other reasons shall be permitted to participate in the subsequent test(s) with the following provisions which must take place before the competitor starts the next test:

1. The competitor who has been eliminated due to being unseated must be examined by designated medical personnel and receive medical clearance and must fill out the Acceptance of Risk form found at the end of these rules. The competitor and coach/trainer or parent/designated adult supervisor must sign the acceptance of risk form. If the coach/trainer or parent/designated adult supervisor is not available to sign the form, the competitor may not continue.
2. The competitor who has been eliminated by something other than a fall must receive permission of the Ground Jury, the Technical Delegate and the Organizer in order to continue.
3. If there is not sufficient time for these conditions to be met before the eliminated competitor's scheduled start time or a later start time as arranged with the organizers in the next test, the competitor may not continue.

Competitors who have been eliminated will be given a score equal to that of the lowest placing competitor who was not eliminated in that test plus additional penalties as indicated in the scoring section. However, he/she will not be awarded an individual ribbon in **that phase or** overall ahead of a competitor who was not eliminated. The same restriction applies to a team which is eliminated.

Competitors who have been eliminated in a test for any reason and are permitted to start the subsequent test must retire and leave the course upon the first additional refusal.

Competitors who have been eliminated, disqualified or retired from any phase of the course for any reason whatsoever, shall



WESTERN ONTARIO REGION

"D" RALLY RULES

Revised **June 2015**

Page 9

leave the course **at a walk** and shall take every precaution to avoid disturbing other competitors. **They shall not jump any further obstacles.** Failure to immediately leave the course following elimination or disqualification shall be classed as dangerous riding and may be subject to disciplinary action including suspension of membership and reporting to the OEF and/or Equine Canada.

Authorized and Unauthorized Assistance

Except where specifically permitted in these rules, no one (other than Captains, Branch Designated Coaches and Helpers) may coach riders or accompany the riders during the execution of or preparation for any of the phases of the competition. Unauthorized assistance means any action by another party whether solicited or not, aimed at helping the rider or horse. Penalty for unauthorized assistance is ELIMINATION.

Within the designated trailer area, parents or other adults are not restricted from helping with preparations of any kind including giving advice, tacking up, loading and unloading horses, and cleaning or repairing tack. Parents and other adults should not be involved in such tasks outside the trailer area except if safety is an issue.

One designated coach per branch will be allowed to accompany the riders during the official course walks for both Cross Country and Stadium Jumping and to help riders in the designated warm-up areas.

Coaches must be identified on the entry form and may be required to wear identification such as a number. More than one coach from the same branch, even if both are designated coaches, who are helping the same group of riders at the same time will be treated as unauthorized assistance.

Let common sense be your guide, but when in doubt ask the Rally Chair or a member of the Ground Jury. Rules have become much more lenient. The intent of the unauthorized assistance rule is to ensure competitors and their captains and helpers are responsible for their actions during the competition without the interference of parents etc. The older the competitor the less tolerant the Ground Jury will be of assistance.

The coaching restrictions are not intended to prevent ordinary conversations between a rider and their parent or other adults. Such conversations will not be treated as unauthorized assistance unless there is evidence that coaching was being done.

Examples of Unauthorized assistance

- Having anyone give directions in any manner to a rider on course, whether to rectify an error of course or not.
- Receiving direct aid (including verbal) to get a horse over an obstacle, "clucking" or coaching "more leg", "pick up your speed", "use your crop".
- Being followed, preceded or accompanied by any person or vehicle not in the competition.
- Receiving aid from another competitor or official by following them closely to "get a lead" over obstacles or get directions.
- A parent grooming or cleaning dirt from a mount, rider, or tack EXCEPT within the designated trailer area.
- A parent tacking up when the rider, captain or helper is capable EXCEPT within the designated trailer area.
- A parent going on the official course walk unless they are also a designated branch coach.
- Anyone other than captains, helpers, or one designated coach per branch coaching in warm-up.

Examples of Authorized Assistance

- Loading or unloading horse trailers.
- Adjusting girths or checking tack for safety, anytime, anywhere.
- Assisting riders to mount or dismount including holding a horse or giving a leg up.



WESTERN ONTARIO REGION

"D" RALLY RULES

Revised **June 2015**

Page 10

- Assisting a rider with an uncooperative horse when safety is an issue.
- Arrive at Rally & discover something important was forgotten? Ask the Rally Announcer to solicit on your behalf, often extras are around.
- Ask your child if everything is going well and do they have a helper? Inform your club representative if plans have broken down. Rep or Captains can seek assistance through the Rally Committee.
- Cheering a competitor on is encouraged but without directions or coaching "Come on, try again" is fine BUT "Come on, try again, more to the right" is coaching and thus is unauthorized assistance.
- Holding a horse while a competitor uses the washroom.
- Holding a horse while a competitor walks the stadium course.
- Holding or walking a horse for an ill or injured competitor until a captain or helper can assist.
- Handing a competitor food or drink.
- Assisting a rider to put on a safety vest or raincoat.
- Handing a competitor their glasses, helmet, whip, or lost tack whether they are mounted or unmounted, on or off course.
- Catching a loose horse and returning it to the rider.
- Assistance to an injured or ill competitor or mount. Please inform a member of the Ground Jury prior to complaints being filed.
- Anyone can walk a course, with anyone, at any time, except on the official course walk or when a competitor is riding on the course.

Dressage Tests

See *WOR website under DOWNLOADS for Dressage Tests for all levels.*

Cross Country and Stadium Speeds, Distances and Jump Dimensions

Item	D	D Open	D1/D1 Open	D2	
Cross Country Speed (meters/min)	300	300	325	350	
Max. Cross Country Distance (meters)	800	1200	1600	2400	
Number of Cross Country Obstacles	8-12	8-12	10-14	12-16	
Number of Stadium Jumping Obstacles	6-10	6-10	6-10	6-10	
Stadium Jumping Distance (meters)	200-500	200-500	200-500	200-500	
Stadium Jumping Speed (meters/min)	250	250	275	300	
Jump Maximums	- Height or Drop	2'0"(0.61m)	2'3"(0.68m)	2'6"(0.76m)	2'9"(0.84m)
	- Top Width	2'0"(0.61m)	2'3"(0.68m)	2'6"(0.76m)	2'9"(0.84m)
	- Bottom Width	2'3"(0.76m)	2'6"(0.76m)	3'0"(0.91m)	3'3"(1.28m)

Description of Cross Country Courses

See above * SPEEDS, DISTANCES AND JUMP DIMENSIONS *

The obstacles shall be of solid construction so that they will not be dislodged if hit by a horse.

Obstacles shall be those which might typically be found in the hunting field, for example stone walls, ditches, chicken coops, slat fences, small drops etc. There shall be no gates to be opened or rails to be dropped.



WESTERN ONTARIO REGION

"D" RALLY RULES

Revised June 2015

Page 11

Wherever possible the D Course shall be in a fenced area. The D Open course *may* be in a fenced area.

On the D2, XC water to a maximum depth of one foot may be included and be flagged to require competitors to pass through, BUT NOT JUMP INTO OR OUT OF the water. An alternate non water route, will be an option.

Description of Stadium Jumping Courses

See above * SPEEDS, DISTANCES AND JUMP DIMENSIONS *

The stadium jumping course for all divisions shall contain at least one spread fence and one double combination.

The course shall be irregular and winding with changes of direction both right and left.

Each competitor MUST salute the judge and wait for a signal (usually a whistle) before beginning the course on penalty of ELIMINATION. The judge shall have the right to STOP any competitor whom she/he feels is riding or jumping in an UNSAFE manner.

Walking Cross Country and Stadium Courses, Posting Maps

Each competitor will be allowed an opportunity to walk the course prior to riding. **Course walk leaders will be provided by the Rally Committee.**

Only Captains, helpers, and one designated coach per branch may walk the course with competitors during the official course walk, no other coaches or parents are allowed.

Parents, coaches, competitors and others may walk the course at any time other than the official course walk accompanied by competitors **but no one may walk the course during times when any riders are on course.**

The Rally Committee shall endeavor to have all the courses flagged and a map posted by early evening on the day prior to the competition. However, due to possible changes all competitors MUST go on the official course walk or they will NOT be permitted to start. Attendance will be taken.

Course maps shall be centrally posted area no later than one hour prior to the start of the first official course walk for each division. Maps shall show the exact course to be followed, the distance, time allowed, time limit, and the buffer zone. Cross country course maps will be included with the club packet. **Stadium course maps will be posted only.**

Scoring

All scoring is done by penalty points. Where judges' award positive marks, these will be deducted from the maximum possible to arrive at the penalty points.

Eliminated riders will be assigned a score for the phase in which they are eliminated which will be the score of the lowest placing competitor in that phase who was not eliminated *plus 30 points if eliminated in stable management, 20 points if in dressage, 50 points if in cross country, and 15 points if in stadium.*

When a rider does not attempt any phase for any reason ("scratches"), they may not be awarded an individual ribbon in **that phase or** overall. Teams which have fewer than the minimum number of riders attempt each phase may not be awarded a ribbon in that phase or overall.

Riders who have been eliminated will not be awarded an individual ribbon in **that phase or** overall ahead of a competitor who was not eliminated. The same restriction applies to a team which is eliminated.



WESTERN ONTARIO REGION

"D" RALLY RULES

Revised **June 2015**

Page 12

Late Penalties

Under EC rules reporting late to any phase would be Elimination. Instead, Rally will assess a "Late Penalty" of 25 penalty points for reporting late to turnout, tack check, vet inspection or to ride any phase at the scheduled time or, in the rescheduled order providing ample warning of the rescheduled times were given. Failure to report at all will be ELIMINATION.

Any rider ATTEMPTING to begin any phase by trying to enter a ring or start box without first passing the tack check will be stopped and assessed 25 penalty points. He/she may be started only after reporting to tack check and if time permits. The next rider, only if ready, will be started as soon as possible to stay on schedule. In the dressage phase a rider will have been deemed to have to try to start once they begin their walk around of the ring (inside or outside). Failure to make any tack changes requested by the tack steward will result in ELIMINATION.

Officials should, as a matter of courtesy only, after a competitor has missed their scheduled time for any inspection or phase, try to contact the competitor to reschedule a later time. A convenient time may not be available. A rider may appeal to the Ground Jury to have the late penalty waived due to unavoidable circumstances examples illness, injury, trailer or vehicle mechanical breakdown.

Dressage Scoring

The good marks from 1-10 as awarded by each judge to a competitor for each numbered movement of the dressage test together with the collective marks are multiplied by the movement weighting factors as shown on the test and added. Penalties for errors of course are then subtracted and the result is divided by the total possible marks for the test and multiplied by 100 to give a percentage. The result is subtracted from 100 and then multiplied by 1.5 to convert to penalties with the result rounded to one decimal place.

The first error of course results in a penalty of 2 points, the second error results in an additional 4 points, the third error results in ELIMINATION.

Leaving the ring before completing the test (all 4 feet out of the ring at the same time) will result in ELIMINATION. The judge may allow the competitor to complete the test if time permits.

Cross Country Scoring

Time Penalty Scoring

A "buffer zone" of 30 seconds faster than the time allowed shall be used. No time penalties shall be assessed for completion of the course in a time which is within the "buffer zone".

The penalty for completion of the course in a time longer than the slowest time included in the "buffer zone" shall be 0.4 points for each second (or part of a second) in excess of the slowest time included in the "buffer zone".

The penalty for completion of the course in a time less than the fastest time included in the "buffer zone" shall be 1.0 points for each second (or part of a second) less than the fastest time included in the "buffer zone".

The time limit is twice the time allowed. Exceeding the time limit will result in elimination.

Cross Country Riding Penalty Points

1st disobedience at any obstacle	20 penalties
2nd disobedience at the same obstacle	40 additional penalties



WESTERN ONTARIO REGION

"D" RALLY RULES

Revised June 2015

Page 13

<i>3rd disobedience at the same obstacle</i>	<i>Elimination and mandatory retirement</i>
<i>4th disobedience on the ENTIRE COURSE</i>	<i>Elimination and mandatory retirement</i>
Fall of the horse or the rider	Elimination and mandatory retirement
Omitting an obstacle or compulsory flag	Elimination
Re-jumping an obstacle already jumped	Elimination
Error not rectified	Elimination

If it has been determined that a competitor has wilfully delayed their progress (such as by walking or circling) at any point on the course the competitor will be penalized with fifteen (15) penalty points on course between the last fence and the finish line the competitor will be penalized with fifteen penalty points at the discretion of the Ground Jury.

Faults (refusals, run-out, circling, and falls) will be penalized only if, in the opinion of the judge concerned, they are connected with the negotiation or attempted negotiation of one of the numbered/lettered obstacles for the division in progress.

When there is any doubt about the correct interpretation of the rules of judging any element, obstacle or combination of obstacles, it is recommended that the technical delegate should approve the instruction to officials with a rough sketch of the particular obstacle(s) in question which should also be posted with the Course Plan.

Stadium Jumping Scoring

Stadium Riding Penalty Points

First refusal, circle or other disobedience	4 penalties
Second disobedience in the round	8 penalties
Third disobedience in the round	Elimination and mandatory retirement
Each Knockdown	4 penalties
<i>Each disobedience causing a knockdown</i>	<i>6 seconds (+4 penalties for knockdown)</i>
Fall of the horse or the rider	Elimination and mandatory retirement
Jumping obstacles in wrong order	Elimination
Error in course not rectified	Elimination
Failure to salute Judge & wait for signal to start	Elimination

Stadium Time Penalty Points

Time penalties of 0.25 per second (or part of a second) over the time allowed will be assessed. The time limit is twice the time allowed. Exceeding the time limit will result in elimination. There is no time penalty for going faster than the time allowed.

Other Penalties

The Judges or Ground Jury may at their discretion assess penalty points for unsuitable behavior or other infractions. These penalties may be applied to the overall score only or to both the overall score and the score for separate phases.

Ties

Overall: In the case of a tie, the best cross country score shall win. If still tied see cross country tiebreaker.

Cross Country: Placing to be decided according to the lowest penalty points. In the case of a tie, the SLOWEST time nearest to the "Optimum Time" for cross country will decide. If still tied, the tie shall remain. When a rider was held up on course and a jump judge estimated the amount of time involved, ties involving this rider shall remain.



WESTERN ONTARIO REGION

"D" RALLY RULES

Revised June 2015

Page 14

Dressage: Placing to be decided based on the best total of the "Overall Impression" marks. If still tied, the tie shall remain.

Scoring of Unmounted Competition

Positive points will be accumulated by teams in the following categories:

Turn-out	30 points possible
Tack check	20 points possible
Cool out	30 points possible
Club volunteer participation	<u>20 points possible</u>
TOTAL:	100 possible points

Turn out: Ponies & riders will be scored on turn out using the 2014 rubric posted on the WOR website. The club's turn out score will consist of the mean score of all mounted competitors from that club. Teams fielding more than 4 mounted competitors are allowed, at their discretion to drop the lowest TO score.

Tack check: Ponies & riders are expected to be presented on time and complete to mandatory tack check prior to each phase of the event. Full marks are awarded for being complete and on time. If incomplete or late, the team's points are adjusted proportionally.

Cool out: Teams will be evaluated on their cooling out and care of their horse/pony after the cross-country phase of the event. This will include the mandatory vet check, and will be assessed according to the rubric to be posted on the WOR website. See rubric posted on WOR website under DOWNLOADS (for further reference, see USPC D Manual, pp. 162-168).

Club volunteer participation: Full points are awarded to the club whose parent/adult volunteers attend conscientiously to their assigned responsibilities on the day of the event, including orientation meeting. If a volunteer must be late or is unable to attend for any reason, the club may send a substitute volunteer at no penalty. If the volunteer position cannot be filled by the team/club, the points awarded to the team will be adjusted proportionally.

Presentations

Mounted Competition:

Ribbons 1st to 8th place OVERALL in each of the following categories:

- Overall for D riders
- Overall for D open riders
- Overall for D1 riders
- Overall for D1 open riders
- Overall for D2 rider

Ribbons 1st to 10th place in each of the following categories:

- Dressage for D riders
- Dressage for D open riders
- Dressage for D1 riders
- Dressage for D1 open
- Dressage for D2 riders

- Cross Country for D1 riders
- Cross Country for D1 open
- Cross Country for D2 riders



WESTERN ONTARIO REGION

"D" RALLY RULES

Revised June 2015

Page 15

Clear Round awards are presented for each clear round in Stadium Jumping and D/D open cross country. (NOTE: D/D open jumping courses are NOT TIMED for purposes of placing {refer to current OHTA Equine Canada Rules re: timing} Competitors at these Novice levels are timed for educational purposes only and the time on course does not contribute to their final score. THUS, clear round awards only are presented.)

Participation ribbons will be awarded to each competitor who attempts all 3 phases and does not earn any other ribbon.

Additional Awards:

High Point Dressage Trophy: Presented annually to D Rally rider who achieves the highest percentage mark of the Dressage phase (before conversion to Penalty Points).

Best Performance Stadium and Cross Country Rounds Trophy: Presented annually to the rider who posts the best SJ and XC rounds, as determined by number of faults, and in the case of multiple clear rounds, the time CLOSEST to Optimal Time.

Unmounted Competition:

Trophy (Team Horsemanship Perpetual Trophy presented by High Point Awards) presented to team(s) with the highest point total for the day.

Ribbons to 2nd to 5th place teams.

NOTE: Ties will stand.

NOTE: Overall awards will not be presented to any competitor who is eliminated in any phase nor will they be eligible for any award in the phase in which they were eliminated.

Colour Parade

Weather & time permitting there *may* be a Colour Parade prior to the presentation of awards. Each branch should have its flag and mascot. Riders may be either in full hunting dress or in their cross country uniforms. The "Colour Parade" shall be done at a WALK only and shall be inside the stadium area. Helpers may assist to hold mounts if required for safety. Presentations may take place in conjunction with the Colour Parade or later if scores have not been finalized.

Points for Annual Regional Award

A total of 90 points will be awarded towards the annual Regional award.

These points shall be awarded as follows:

- 10 points for first place
- 8 points for second place
- 6 points for third place
- 4 points for fourth place
- 2 point for fifth place

Points shall be awarded for overall individual placing in D, D1, & D2 divisions only. Only ONE member (the highest placing) of each branch shall be considered in each division. The other members of that branch will be disregarded. *Neither results of Open divisions, nor results of Team Horsemanship competition shall be counted toward the Annual Regional Award.* Anyone allowed by the Rally Committee to compete on an alternate date is only eligible for ribbons on the day he competes, not Regional points.



WESTERN ONTARIO REGION

"D" RALLY RULES

Revised **June 2015**

Page 16

General Information (Tips)

The following tips have been supplied by various branches but are not part of the formal rules.

All tack should be checked thoroughly for broken stitching, dryness, splits, cracks, missing parts or dirt well before the day of Rally.

Have horses reshod about 2 weeks before the Rally. Earlier and they may develop loose shoes, later they may have sore feet at the Rally.

Any medication to be given to a horse will require a Veterinarian's certificate. Make sure you have it. Branch flags and mascots should be brought for the colour parade.

A Coggins test within the past 6 months is desirable and at some locations may be required for admission. Currently, Caledon Riding & Hunt Club does NOT require a Coggins test.

Bring comfortable footwear for walking cross country courses. The D2 course is 3 times the length of the D's and takes about 30 minutes to walk. Avoid blisters..plan ahead.

Remember some mounts prefer only water brought from their stable.

An old shower curtain makes a great rain cover for horses.

Quick fix for a wrinkled, dirty riding jacket - brush off worst of the dirt, put jacket in a clothes drier set on low heat, add a damp beach towel and toss for 20 minutes.

Most of the changes in Rally Rules have come directly from Pony Clubbers' requests. Your input is important!



WESTERN ONTARIO REGION "D" RALLY RULES

Revised **June 2015**

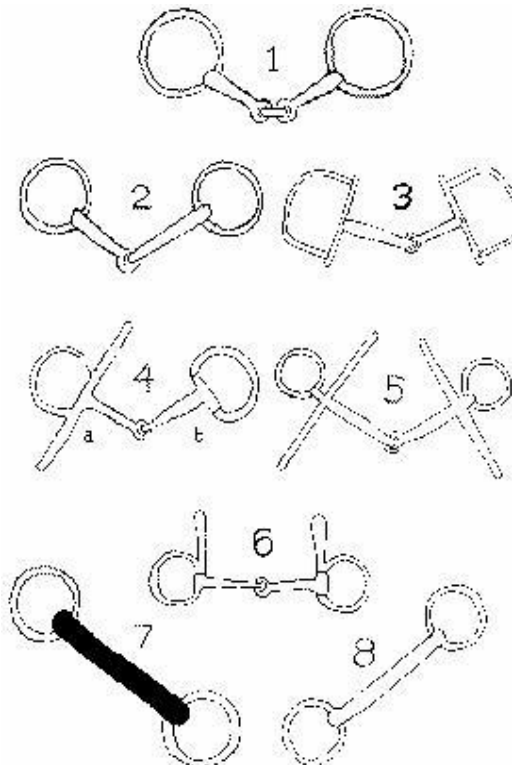
Page 17

Attachment 1 – Figure 1 - Permitted Bits for Turnout and Dressage

- 1 - Ordinary snaffle with double jointed mouthpiece
- 2 - Ordinary snaffle with jointed mouthpiece
- 3 - Racing snaffle
- 4 - Egg-butt snaffle
- 4a- Egg-butt snaffle with cheeks
- 4b- Egg-butt snaffle without cheeks
- 5 - All other types of snaffles with cheeks
- 6 - Snaffle with upper cheeks only
- 8 - Unjointed snaffle
- 9 - French link snaffle(not shown)
- 7 - Rubber snaffle unjointed
- 10- D-Ring jointed rubber mouth snaffle (not shown) 11-
Fulmer and half-moon snaffles (not shown)
- 12- Any combination of the above
- 13- Elevator bit only with reins on top ring (not shown) 14-
Smooth rubber bit guards are permitted (not shown)
- 15- Keepers are required on full cheek snaffles (not shown)

Not Permitted Bits:

Wire, twisted, triangular, gag or Dr. Bristol snaffles, martingales of any type, over-checks (anti grazing device), hackamores.





WESTERN ONTARIO REGION "D" RALLY RULES

Revised **June 2015**

Page 18

Attachment 1- Figure 2 – Permitted Bridles for Turnout and Dressage

Cavesson Noseband



Dropped Noseband

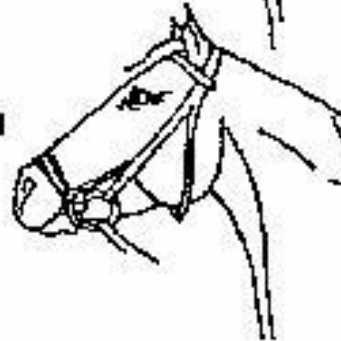


Figure 8/Mexican Noseband



Flash Noseband





WESTERN ONTARIO REGION

"D" RALLY RULES

Revised **June 2015**

Page 19

Attachment 2 – Directions to Cross Country Judges

To record the number of any rider who passes their station. DO NOT list the numbers in the order of go from the timetable before the rider has actually passed. Competitors may go out of order or pass others on course.

To record any faults incurred by competitors at obstacles or to record that the rider passed without faults "clear". If in doubt, make detailed notes with a rough sketch and hand in with score sheets.

Faults should be recorded by marking an "R" for each disobedience (refusal, circle, or run-out) and an "F" for a fall of the rider or the horse at the obstacle.

To note whether competitors pass on the correct side of any boundary or turning flags. The competitor must always pass with the red flag on the rider's right side and the white flag on their left side. Riders must always pass flags, whether part of an obstacle or not, while mounted.

The judge should be positioned where he/she can see all of the approach side of the fence and have a good view of the rider as they leave the landing side but should not be in a position where they may be partially hidden and cause a horse to shy. The judge should be visible to both the horse and rider as they approach the jump.

To insure that any competitor in difficulty at an obstacle clears the way for following riders. If a rider does not clear the way and interferes in any way with the following rider(s), make a note on your score sheet. Interference with following riders may result in ELIMINATION.

To take emergency action in the event of an accident at their fence. This includes calling for help (vet, doctor, repair gang etc.) by the method arranged by the Rally officials. If the jump is impassable, the judge must also stop oncoming riders as far from the jump as possible, recording as best they can the time each rider was stopped and the place where they started to pull up. When the fence is clear, the judge shall restart each rider at the point where they pulled up a reasonable intervals and record each restart time to the nearest second.

Faults (refusals, run-out, circling, and falls) will be penalized only if, in the opinion of the judge concerned, they are connected with the negotiation or attempted negotiation of one of the numbered/lettered obstacles for the division in progress.

To inform riders that they must leave the course and not jump any further obstacles if the rider has 3 disobediences at their fence, or if either the rider or the horse falls as a result of attempting to jump the obstacle.

To inform riders that they must leave the course and not jump any further obstacles if asked to do so by the Ground Jury via the radio controller.

To inform the Ground Jury via the radio controller or as otherwise arranged as to any disobediences or falls.

Refusal:

At obstacles or elements with height (exceeding 30 cm) a horse is considered to have refused if it stops in front of the obstacle or element to be jumped. After a refusal, if the competitor redoubles or changes his efforts without success, or if the horse is re-presented at the obstacle after stepping back and stops again this is a second refusal and so on. **NOTE: This will apply for all D Rally jumps except in VERY unusual cases.**

At all other obstacles or elements a horse is considered to have refused if it stops in front of the obstacle or element to be jumped. A stop followed immediately by a standing jump is not penalized, but if the halt is sustained or in any way



WESTERN ONTARIO REGION

"D" RALLY RULES

Revised June 2015

Page 20

prolonged, this constitutes a refusal. The horse may step sideways but if he steps back even with one foot this is a refusal. If the horse hesitates but the forward motion is maintained, it is not considered a refusal. After a refusal, if the competitor redoubles or changes his efforts without success, or if the horse is re-presented at the obstacle after stepping back and stops again this is a second refusal and so on.

Run-out:

A horse is considered to have run-out if having been presented at the element or obstacle, it avoids that element or obstacle in such a way that it has to be re-presented at it. A rider is permitted to change his mind as to where he jumps an obstacle or element at any time, without penalty, including as a result of a mistake at a previous obstacle or element. If, however, the horse avoids part of the obstacle at which it was presented, this is considered a run-out.

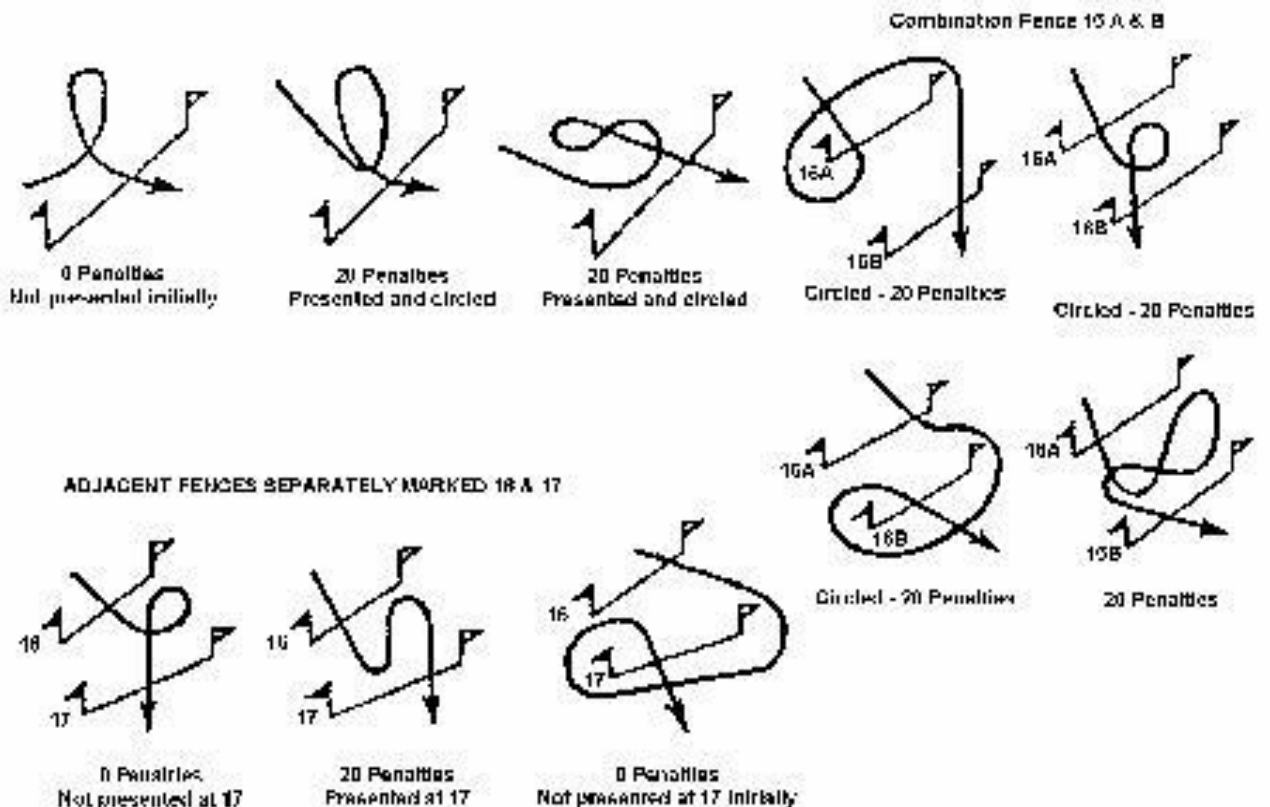
Circle:

At a single obstacle, a horse is considered to have circled if, while attempting to negotiate the obstacle, it crosses its original track before successfully negotiating the obstacle.

At an obstacle composed of several elements, a horse is considered to have circled if before, during or after the negotiation of the obstacle, it completes the circle by crossing the track that it made before it jumped the last element of the obstacle.

After refusal, run-out or circle or fall, a competitor is not further penalized if he crosses his original track to make another attempt nor if he circles one or more times preparing for another attempt.

Examples of Refusals, Run-outs, and Circles



Falls:



WESTERN ONTARIO REGION

"D" RALLY RULES

Revised **June 2015**

Page 21

A competitor is considered to have fallen when he is separated from the horse as to necessitate remounting or vaulting into the saddle.

A horse is considered to have fallen when at the same time, both the shoulder and quarters have touched either the ground or the obstacle and the ground. A competitor who has fallen and is therefore eliminated, must immediately retire and leave the course. **No exceptions.**

Judging at Multiple Obstacles:

At an obstacle composed of several elements, a competitor may refuse, run-out and/or circle only twice in all without incurring elimination. If he refuses, runs out or circles at any element, he is permitted to retake any element already jumped, although he is liable to be penalized for any fault even if he has previously jumped an element successfully. If after a refusal, run-out or circle, he wishes to pass through flags in the wrong direction in order to retake an element, he may do so without penalty.

Judging at Combination Obstacles:

Where two or more obstacles are sited together but are designed as separate problems and numbered accordingly, a competitor may refuse twice at each obstacle without elimination but he may not under penalty of elimination, retake any obstacles which he has already jumped.

Unauthorized Assistance:

Outside assistance is forbidden under penalty of elimination. Any intervention by a third party, whether solicited or not, with the object of facilitating the task of the rider or helping the horse, is considered illegal assistance. The obstacle judge should report any such occurrences, with detailed explanation to the TD or to a member of the Ground Jury. It is forbidden for a jump judge or official to call back or assist a competitor by directions to rectify a course error.

Examples of Unauthorized Assistance:

- Having anyone give directions in any manner to a rider on course, whether to rectify an error of course or not.
- Receiving direct aid (including verbal) to get a horse over an obstacle. "clucking" or coaching "more leg", "pick up your speed", "use your crop".
- Being followed, preceded or accompanied by any person or vehicle not in the competition.
- Receiving aid from another competitor or official by following them closely to "get a lead" over obstacles or get directions.
- Cheering a competitor on is encouraged but without directions ie. "Come on, try again" is fine BUT "Come on try again, more to the right" is unauthorized assistance.

Permitted Assistance:

After a fall or if the competitor dismounts, he may be assisted to catch the horse, to remount or be handed or make adjustment to any part of the saddlery or equipment while he is dismounted or after he has remounted. Whip, headgear or spectacles may be handed to a competitor without dismounting.

Stopping Competitors on Course:

If an obstacle is obstructed by a competitor in difficulty, or if an obstacle has been dismantled to release a fallen horse or if an obstacle has been broken and is not yet rebuilt, or in any similar circumstances, subsequent competitors must be halted. You may also receive instruction by radio to stop one or more riders.

The judge must position themselves in the path of the oncoming competitor to wave and yell to a rider to stop. Failure to stop is penalized by elimination at the discretion of the Ground Jury. The time during which the competitor was stopped from the moment he passed the stopping point until he repassed that same point after being given the signal to restart must be recorded by the judge. The time delay will be deducted from the rider's total elapsed time by the scorer.



WESTERN ONTARIO REGION

"D" RALLY RULES

Revised **June 2015**

Page 22

Competitor in Difficulty:

Should a horse be trapped in such a way that it is liable to injure itself or be unable to proceed without assistance, the obstacle judge shall decide if parts of the obstacle shall be dismantled or if any other assistance shall be given to extricate the horse. The competitor is penalized for a refusal ~~and/or~~ and must in any case retake the obstacle. *If the incident results in the rider involuntarily touching the ground, the competitor is deemed to have fallen, resulting in elimination. All such incidents must be reviewed.* The time taken for rebuilding the obstacle till the restarting of the competitor must be recorded. (See competitor stopping above).

Delaying Finish:

Competitors may NOT circle, weave, serpentine, halt nor proceed at any pace below a trot at any point on the course *in an attempt to delay crossing the finish line of the cross country course.*



WESTERN ONTARIO REGION

"D" RALLY RULES

Revised **June 2015**

Page 23

Canadian Pony Club Acceptance of Risk Form for Rallies

Competition Name: Western Ontario Region D Rally

Date: _____

This form must be completed and signed by all competitors who have been eliminated due to being unseated, and who wish to continue the competition under the Pony Club "Worst Score Plus" System.

These competitors must be examined by designated medical personnel and receive medical clearance before being allowed to continue.

In consideration for my continued participation in this Rally:

I AGREE that I voluntarily choose to continue to participate in this Rally.

BY SIGNING BELOW, I AGREE to be bound by all applicable rules. I have been checked by the competition medical personnel.

Rider _____ Signature _____

Parent or Designated Adult Supervisor _____

Signature _____

(Mandatory for all members under 18)

Coach/trainer _____ Signature _____

(Optional)

I confirm that the above named competitor has medical clearance to continue in the competition.

Medical Officer _____ Signature _____

Competition Officials Approval

President of Ground Jury _____ Signature _____

Technical Delegate _____ Signature _____

Please attach this form to the incident report and send to the National Office.