



## **A/B/C RALLY RULES**

*Changes from the 2008 rules are shown in italics*

*July, 2009*

---

**TABLE OF CONTENTS**

GENERAL .....	4
FORM OF COMPETITION .....	4
DIVISIONS OF COMPETITION .....	4
Divisions Offered.....	4
Preliminary team makeup .....	4
Training, Pre-Training, and Entry team makeup .....	4
BRANCH, CAPTAIN AND TEAM MANAGER RESPONSIBILITIES.....	5
INDIVIDUAL ENTRIES.....	5
ELIGIBILITY.....	6
The Competitor .....	6
The Mount .....	6
GENERAL REGULATIONS.....	7
General.....	7
Visitors .....	7
Coaches .....	7
PERSONAL CONDUCT.....	8
JUDGING AND INQUIRIES .....	9
The Ground Jury.....	9
TECHNICAL DELEGATE .....	9
VETERINARY, FARRIER AND MEDICAL.....	9
PROTECTIVE EQUIPMENT POLICY .....	10
DRESS, SADDLERY AND TURNOUT .....	11
TACK CHECKS. ....	11
DRESSAGE AND TURNOUT .....	11
WARM-UP .....	12
CROSS COUNTRY.....	13
STADIUM .....	13
ELIMINATION.....	13
DISQUALIFICATION .....	14
DESCRIPTION OF COURSES.....	15
Distances, Dimensions & Times For Cross Country And Stadium.....	15
Cross Country .....	16
Stadium Jumping .....	16
LATE PENALTIES.....	17
SCORING .....	17
Dressage.....	18
Roads & Tracks.....	18
Cross Country .....	18
Riding Penalty Points .....	19
Stadium Jumping .....	19
Jumping Penalties.....	19

Stable Management .....	20
Rider Turnout .....	20
Grooms and Team Managers Knowledge .....	20
Tack Room .....	20
Dressage Phase .....	20
Cross Country Phase .....	21
Stadium Jumping Phase .....	21
Overall Rally Attitude.....	21
TIES .....	21
PRESENTATIONS .....	21
Team Awards .....	21
Individual Awards.....	21
POINTS FOR ANNUAL REGIONAL AWARD.....	22
GENERAL INFORMATION.....	23
Attachment 1 ❖ Dressage Bits .....	25
Attachment 2 ❖ Permitted Dressage bridles .....	26
Attachment 3 ❖ Directions to Cross Country Judges .....	27
Duties .....	27
Combinations And Multiple Jumps.....	27
Unauthorized Assistance .....	28
Falls .....	28
Refusal .....	28
Run-Out .....	28
Circle .....	28
ATTACHMENT 4 ❖ TURNOUT CHECKLIST .....	20
ATTACHMENT 5 ❖ DRUGS AND MEDICATIONS.....	30
ATTACHMENT 6 ❖ COMPETITORS INFORMATION LISTS.....	31
Duties Of Captain .....	31
Competitor And Horse Preparation.....	31
Suggested Items For Human First Aid Kit.....	31
Suggested Items For Horse First Aid Kit.....	31
Riders And Helpers List.....	32
Horse List.....	32
Extra Things Needed .....	32
Aisle .....	32
Feed Room .....	32
Utility Room.....	32
Tack Room.....	33
Good Points Earned at Past Rallies for.....	33
Penalties Assessed at Past Rallies for .....	33
Extra notes .....	33
National Pony Club Waiver REQUIRED to continue after being eliminated.....	34

## GENERAL

The Rally shall be run according to the current Canadian Pony Club National Rally Rules except where otherwise stated in these rules.

## FORM OF COMPETITION

The riding events at the Rally shall consist of Dressage, Cross Country [Roads and Tracks (Phase A) plus Cross Country (Phase D) phases only], and Stadium Jumping. The divisions offered may include Entry, Pre-Training, Training, and Preliminary based on rider and horse competence and experience. Some divisions may not be offered due to either lack of facilities or lack of interest by competitors. The Entry Package for each year will specify which divisions are offered for that year. Competitors will be judged on their management of their mount, tack, as well as personal equipment throughout the Rally.

Following the completion of the Stadium Jumping course, Team Managers and Grooms are encouraged to ride a team horse over a simplified course. Clear rounds will be awarded ribbons but penalties WILL NOT be applied to individual or team scores. Team Managers and Grooms will ride when they are ready and in no specific order.

Other activities such as swims, skits, or “air bands” may be held at the discretion of the Rally Committee. In no case shall scores from such events be added to team or individual scores.

A test of knowledge which may be in the form of a written or oral quiz or a practical demonstration may be required for Team Managers and Grooms. This will be decided upon by the Rally committee prior to the Rally and announced on the entry form.

## DIVISIONS OF COMPETITION

The Divisions offered shall be selected from:

- **Preliminary** – Open to all
- **Training** – Open to horse/rider combination that have not competed at Preliminary level or higher
- **Pre-Training** - Open to horse/rider combination that have not competed at Training level or higher
- **Entry** - Open to competitors competing with young horses or first time C Rally Competitors

A Preliminary team shall consist of two or three riders and one Team Manager, with one groom as optional. If there are three riders on the team, the scorers will drop the lowest overall riding score (Dressage, Cross Country, and Stadium Jumping combined). All scores from Stable Management will be counted. The Team Manager or Groom may be of any Pony Club standing, however all Team Managers and Grooms will be judged as B's.

Training, Pre-Training, and Entry divisions teams will consist of three or four riders, one Team Manager and one two or three grooms. If there are four riders on the team, the scorers will drop the lowest overall riding score (Dressage, Cross Country, and Stadium Jumping combined).

All scores from Stable Management will be counted. Team Managers or Grooms may be any PC standing, however all will be judged at the C level.

The competition will be scored separately for teams and individuals, and all team members scores shall also be included in the individual results.

## **BRANCH, CAPTAIN AND TEAM MANAGER RESPONSIBILITIES**

- Each branch shall select one Captain from among its competitors. The Captain may be any competitor: either riding or non-riding.
- Scramble teams may each select one of their members as a Captain.
- The Captain shall be responsible for handling all inquiries or objections and for transmitting questions or information between their branch or team and the Rally officials. The Captain shall not be judged or scored on any aspect of their duties as captain, nor shall the team be penalized for actions of the captain carrying out his/her duties.
- The Team Manager shall be responsible for all aspects of his/her team's stable management setup, organization, and procedures and shall be judged on how he/she carries out these responsibilities.

## **INDIVIDUAL ENTRIES**

- The Rally Committee will make every effort to arrange for individuals to be placed with members from other branches to form a "scramble" team. Single individuals with a groom will only be allowed when the Rally committee is not able to place the rider on a scramble team.
- All individuals should be stabled apart from teams of the branch to which they belong. Equipment, tack first aid kit, and stable tools should be kept separate from any team but may be combined with other individuals from the same or other branches.
- Each branch may send one groom for each individual, regardless of the rider's level of competition.
- Any branch which has sufficient riders to make a team may not send the riders as individuals each with a groom. They must instead combine them into a team with a Team Manager.
- Individual riders may ride at any of the levels, but their points will not count toward regional points.

## ELIGIBILITY

### THE COMPETITOR

- For purposes of the Rally, all competitors' age shall be **as of January 1** of the year in which they are competing.
- All riders, grooms, and team managers must be at least 12 years of age as of Jan 1 of the year the rally is held. At the discretion of the District Commissioner, if a branch is short of grooms, they may send grooms who are in their 12th year (that is, who turn 12 sometime during the year of the rally) AND who are D2 or above.
- All competitors shall be members in good standing [current fees paid and confirmed members of the OEF or another PSO as required by the CPC membership policy] and belong to a Recognized Branch of this Region. Entries from other Regions [including the U.S. Pony Club] will be accepted only following invitation from the Rally Committee.
- All competitors AND OFFICIALS may be required to fill out a separate liability waiver form by the owners of the property where the rally is held. If so, such forms will be made available with the entry forms and on the grounds
- There shall be no limit to the number of times a person may compete at any level either as an individual or team member. The same horse/rider combination may compete in the Entry division only once.
- All competitors shall have attended at least **60% of the educational activities** in their branch over the past 12 months unless the District Commissioner can certify that prolonged illness or educational commitments [normally limited to attending a school in another city] have made this impossible.
- The Pony Club grade level used by all competitors shall be their standing at the time of the Rally entry closing date.
- C, C1 and C2 riders will be judged on the same basis for Stable Management purposes, with the exception of anyone who has upgraded to Preliminary who will be judged at the B level.

### THE MOUNT

- **No stallions** may be ridden at the Rally.
- All mounts competing at the Rally shall be **at least 5 years of age**. The mount's age shall be determined by assuming that it was born on January 1 of the year in which it was foaled. For example, a mount foaled at any time in 1992 is eligible for the 1997 Rally.
- No mount may be ridden more than once in any phase of the competition. The Managers and Grooms Stadium Jumping round is NOT to be included as a phase of the competition for this purpose.

- The same horse shall be ridden by the same rider throughout the 3 phase event.
- All mounts must be either the property of the member [or their parents] or have been regularly ridden at Pony Club activities by a member for a period of at least 6 weeks prior to the Rally. In the case of a mount being injured within 6 weeks of the Rally, permission for a substitute may be requested from the Rally Chair.
- **No horse will be allowed on the grounds unless accompanied by an original, unaltered certificate of a valid Coggins test** which is no more than six months old. A photocopy is permissible if signed by the branch Rally Rep.
- For rules concerning drugs and medications for horses, see Attachment 9.
- *All horse/rider combinations must have at least schooled on a Cross Country Course prior to attending the Rally*
- The District Commissioner of each branch must certify in writing that all competitors from their branch are competing at their proper grade level, and that all competitors and horses are eligible based on the above criteria.

## GENERAL REGULATIONS

### GENERAL

After the entry closing date, no substitutions may be made except in the case of illness, lameness, or other unavoidable circumstances which must be certified by the District Commissioner and accompanied by a Doctor's or Vet Certificate. Any refunds, less an administration fee, can only be made upon presentation of a Doctor's or Vet Certificate presented within 30 days of the competition.

NO DOGS are allowed on the property unless they are on a suitable leash.

NO SMOKING will be allowed by ANYONE in or close to the barns or hay/straw storage areas or tents. Competitors may not smoke at any time in the Stable area or anywhere else on the grounds except for such designated smoking areas as the Organizing Committee may provide. The penalty for breaking this rule is disqualification.

Visitors or parents are not permitted in the stable area at any time except for designated visiting hours, setting up on arrival [before Stable Management begins] and dismantling and packing to leave [after the end of Stable Management judging has been announced]. Unauthorized visitors in the stable area can result in penalties up to and including ELIMINATION for the team or competitor involved at the discretion of the Ground Jury.

No one [except for other team members] including parents and visitors is allowed to accompany, coach, prompt, or instruct competitors anywhere on the rally grounds at any time during the days on which the rally is held. Infractions of this rule can result in penalties up to and including ELIMINATION at the discretion of the Ground Jury. The only exception to this is having a coach walk the jumping courses [See following paragraph].

One adult supervisor or coach per team will be permitted to walk the Cross Country course and the Stadium Jumping course with the competitors prior to the competition during the time allowed for the “official” course walk. For Cross Country, competitors and the supervisor or coach will be permitted to re-walk any portion of the course before the competition and time must be allotted for this in the schedule. All walks must be completed BEFORE DARK.

Parents and friends are welcome to attend and watch the competition

## **PERSONAL CONDUCT**

Music may not be played after 10:30 pm without permission from the Rally Committee.

Competitors and officials must wear identification at all times. Penalties for infractions are to be decided by the Ground Jury.

Camping and stable areas are to be left clean and inspected before teams leave the grounds. Failure to comply will mean the loss of the deposits. This also applies to individuals.

No competitor will be allowed to leave the grounds without the permission of the Rally Organizing Committee. Except for emergencies or other unforeseen circumstances, this permission should be obtained prior to the commencement of the Rally so that parents or guardians may be contacted for approval. Competitors are not allowed to leave the grounds during the competition unless they are accompanied by a chaperone or other approved adult, with that adult driving. Remember to sign out in the office before leaving the grounds.

Improper attitude or behaviour at any time, especially while addressing the Ground Jury, Rally officials, or chaperones, will not be tolerated, and may result in DISQUALIFICATION from the competition and loss of privilege of attending future rallies.

Certain areas will be considered off limits during the competition. Consult the office for clarification and map. After dark, competitors will only be allowed in the camping paddock, office, barn [if appropriate] or eating area. Barn hours will be posted, and competitors will be allowed in the barn only during those hours, unless the Stable Manager gives permission otherwise.

Lights out times will be posted or announced through the team captains. At that time, each competitor must be in his or her designated tent. Competitors may ask their chaperone permission to “sleep over” in another tent, but the chaperones involved must be aware of the location of each competitor in case of emergency. Chaperones are to check.

Competitors are not allowed alcoholic beverages at any time. Smoking is not allowed by competitors at all except in designated areas, and not by any other official, visitor or chaperone in or around the barns or hay storage areas.

***After any fall, anywhere on the grounds, the rider must report to the medical personnel and get their clearance to continue.***

## JUDGING AND INQUIRIES

The Ground Jury shall consist of three persons who shall be selected by the Rally Chair. It shall be the duty of the Ground Jury to ensure the enforcement of the Rally Rules. All protests shall be made to the ground jury who shall settle all disputes.

All questions, inquiries, protests, or objections are to be made **ONLY by Captains** and are to be presented **only to the Ground Jury or one of its members**. Competitors do not talk directly to the judges, and parents are to stay out altogether. Inquiries need not be in writing, but may be if the Captain prefers or if written explanations or diagrams are required for proper understanding of the inquiry.

At any hearing of the Ground Jury which may result in disqualification or the assessment of special penalties, the competitors, the captains, and the chaperones of the branch[es] involved shall have the right to attend.

Where more than one ring is used for the Dressage test, all competitors in any one division shall be judged by the same judge[s] to insure a fair comparison of scores.

## TECHNICAL DELEGATE

The Technical Delegate is appointed by and is responsible to the organizing committee. It shall be his/her responsibility to see that the jumping courses meet the required standards and are suitable to the level of competition. The Technical Delegate may alter the time and pace or otherwise modify the courses if warranted due to weather conditions or terrain. The T.D. supervises all technical aspects of the Rally including timing and scoring and must be a recognized Equine Canada Technical Delegate.

## VETERINARY, FARRIER AND MEDICAL

A Vet shall be present for the first horse inspection and during all other formal Vet checks.

A trained paramedic or other qualified EMS person shall be present with their standard equipment at all times.

During all Vet checks, the horse must be shown with a bridle. Rider, horse, and groom if present must be neat in appearance [long pants without holes or riding attire, proper footwear]. The rider is to walk or run beside the horse on its near side on a loose rein when asked by the Vet to show the horse in motion.

If a team rider's horse fails any Vet check, that rider will continue to compete for a standing in stable management. This includes presenting the horse for turn out and other Vet checks.

If a horse is eliminated during Roads and Tracks or Cross Country, the rider must still present the horse to the appropriate vet check.

Veterinary first aid kits should be kept simple and contain only those items which use is known to all team members. Competitors shall possess only those medicines and equipment which are strictly in the nature of first aid or regular stable use. Antibiotics or other medical aids must be administered by a Vet. Syringes with needles may not be in the possession of any competitor under penalty of AUTOMATIC ELIMINATION. Medical, Veterinary and farrier expenses will be the responsibility of the individual involved. [See Attachment #9 - Drugs and Medications and Attachment #10 - Competitors Information Lists

**Veterinary Inspections.** There will be formal Veterinary inspections (Vet checks): on the day of arrival, between phases A and D of the Cross Country test, as well as after phase D of the Cross Country test. In total there will be three Veterinary inspections. Failure to attend any of these inspections will result in ELIMINATION.

## PROTECTIVE EQUIPMENT POLICY

### IMPORTANT: PARENTS & COMPETITORS READ THIS!

All riders must wear an ASTM/SEI or British BSI approved helmet with the chin strap fastened at all times while mounted. Failure to do so will result in ELIMINATION.

*Protective cross country vests (i.e., "Tipperary" type) must be worn for the Cross Country test.*

*The Canadian Pony Club makes no representation or warranty, express or implied about any protective gear. Death or serious injury may result despite wearing such protective gear, as horseback riding involves an inherent dangerous risk and no protective gear can protect against all injuries, foreseeable or unforeseeable. The parent or guardian of any pony club rider is responsible to determine that the appropriate protective gear is worn and such gear is properly fitted and in good condition as Canadian Pony Club Inc., its regions, branches, committees or activity organizers are not responsible for checking protective gear worn by pony club riders.*

Boys MUST NOT remove their helmets for the salute in the dressage and stadium jumping phases. If they do so they will be ELIMINATED. They should use the military salute in which the reins are held in the left hand and the right hand is held straight down against the rider's body.

If a competitor's harness comes undone at any time while mounted, he or she shall not proceed until it is refastened under penalty of ELIMINATION. The time taken to refasten the helmet may result in time penalties during cross country or stadium jumping or a poor mark in the dressage movement in which it occurs, but there shall be no other penalty provided that the harness is refastened at once.

Handing a competitor his or her hard hat is not considered unauthorized assistance, nor will dismounting to recover a lost helmet be interpreted as a fall or dismount.

---

## DRESS, SADDLERY AND TURNOUT

- The Ground Jury may choose to excuse riding jackets in the Dressage and Stadium Jumping phases if justified by weather conditions. An announcement will be made if jackets are excused, otherwise they are required as laid out in the following dress rules.
- All competitors [riders & grooms] must wear their number bibs (“pinnies”) at all times. Long hair must be put up so that bib numbers are always clearly visible, whether riding or not.
- For grooms, Pony Club pins and backings are to be kept in the team's tack room displayed on a board or felt.
- For riders, Pony Club pins and backings are to be worn during Turnout and Dressage only. At all other times, they are to be in the team's tack room with the grooms' pins
- English saddles are mandatory for all riding phases.
- Proper footwear [work, riding, paddock boots or muckers] must be worn at all times in the stables and around horses. Volunteers are urged to comply as well, for their own safety.
- Medical “arm bands” must be worn by ALL competitors at all times when mounted or when working with or around horses under penalty of DISQUALIFICATION. Wearing the armbands at all times is highly recommended. Armbands need not be worn on the arm but they must be firmly attached to the wearer’s clothing and be easily seen.

## TACK CHECKS

There will be formal tack checks prior to EACH and EVERY riding phase. The penalty for missing any tack check, or for not making any tack changes as requested by the steward, will result in ELIMINATION. Do not confuse the Turnout check with the tack check on Dressage Day. They are two distinct inspections, and the competitor must complete both.

## DRESSAGE AND TURNOUT

There will be a formal turnout inspection prior to the Dressage phase. Competitors who do not report for this Turnout inspection will be ELIMINATED.

Correct showing attire shall be worn including a protective helmet [as described above], dark jacket, jodhpurs or breeches with appropriate boots with heels, a stock, choker or suitable tie, and gloves. A pony club pin with appropriate coloured backing is to be worn on the left breast lapel and a Pony Club crest must be worn on the upper left jacket sleeve. See Attachment 4 for a sample Turnout Checklist.

*Whips of any size are not allowed. If a whip is carried into the ring it will incur a penalty of 4 points per judge*

Braiding is mandatory for Turnout and Dressage at the Preliminary level and is optional at the Training, Pre-Training, and Entry levels. Training, Pre-Training, and Entry level riders who are not braiding must have manes turned out in a manner suitable for the breed of the mount.

Prelim riders with early starting times shall be permitted in the stables 2 ½ hours before their starting time [even if this is before the time anyone is usually allowed in the stables] for the purposes of braiding only.

Blunt spurs without rowels may be worn in all divisions

Hoof oil is optional but if used, must be applied over clean hooves.

An ordinary snaffle of metal, leather, rubber or synthetic material is required. [An ordinary snaffle is a plain snaffle with a straight bar or jointed in the centre. The mouthpieces must be smooth (twisted and roller bits are prohibited) ordinary snaffles with ring, egg-butt or bar type cheeks. The ring of the bit must not exceed 8 cm. (3 1/8 inch) in diameter. The Dr. Bristol bit is not permitted. (See Attachment 1)]

All parts of the bit coming into the horse's mouth must be of the same metal.

A breastplate without martingale attachment may be used.

Martingales, any kind of gadgets (such as bearing, side, running or balancing reins, etc.), any kind of boots or bandages, bit guards and any form of blinkers or ear plugs or covers, fly shields, nose covers and seat covers are strictly forbidden. Under exceptional circumstances, fly shields may be permitted by the Ground Jury.

An ordinary cavesson noseband, dropped noseband, crossed noseband [also known as a Figure 8 or Mexican noseband], or flash noseband may be used but must be made entirely of leather. (See Attachment 2 for permitted bridles.)

## **WARM-UP**

The above tack restrictions are valid also for the warming-up areas and other training areas where, however, running martingales, boots, bandages, fly shields and side reins [the latter solely while lunging and only at the Preliminary level] are permitted. Whips up to 1.25 m. may be used in warm-up only.

For jumping warm-up, competitors may only use those jumps which are flagged, must go through the flags the right way, and may only use those types of jumps as described in the E.C. Rule Book, Section D [i.e., use proper ground lines, no Swedish Oxers, no "X" jumps with poles touching, etc.]

*Falls that occur in the warm-up ring are not penalized but the rider must be cleared by the medical personnel prior to remounting.*

## CROSS COUNTRY

An appropriate shirt or sweater [long or short sleeved; not sleeveless], breeches or jodhpurs, appropriate boots with heels, and a helmet as described earlier are required. Chaps may not be worn.

A medical arm band is required. See "Dress, Saddlery, and Turnout" rules above.

Spurs are optional, but if worn must be blunt, incapable of wounding a horse and without rowels.

No competitor may carry or use a whip exceeding 75cm [30"] in length overall, nor one which is weighted at the end.

Only unrestricted running martingales are allowed. Reins must be attached to the bit (s) or directly to the bridle. Gags or hackamores are allowed. In the interest of safety, stirrup leathers and irons may not be attached to the girth, nor may the foot be attached to the stirrup in any way.

It is suggested that horse leg boots fastened with velcro or a slip-type closure be taped with plastic tape for security. If a horse is to go through a water obstacle or if there is any ground moisture, leg bandages are inappropriate. Leg bandages if used must be inspected and approved by the stable management judges before riding.

*Protective cross country vests (i.e., "Tipperary" type) are MANDATORY*

Overgirths are optional.

## STADIUM

Attire is the same as for Turnout and Dressage except that a whip may be carried but it must not be weighted at the end or exceed 75 cm (30") in overall length

## ELIMINATIONS

Competitors who are eliminated due to fall of the horse or horse and rider will not be permitted to continue in the competition.

Competitors who are eliminated due to Abuse of Horse or Dangerous Riding will not be permitted to continue in the competition.

*Competitors who have been eliminated in a test for other reasons shall be permitted to participate in the subsequent test(s) with the following provisions which must take place before the competitor starts the next test:*

*1. The competitor who has been eliminated due to being unseated must be examined by designated medical personnel and receive medical clearance and must fill out the Acceptance of Risk form found at the end of these rules. The competitor and coach/trainer or parent/designated adult supervisor must sign the acceptance of risk form. If the coach/trainer or*

*parent/designated adult supervisor is not available to sign the form, the competitor may not continue.*

*2. The competitor who has been eliminated by something other than a fall must receive permission of the Ground Jury, the Technical Delegate and the Organizer in order to continue.*

*3. If there is not sufficient time for these conditions to be met before the eliminated competitor's scheduled start time or a later start time as arranged with the organizers in the next test, the competitor may not continue.*

Competitors who have been eliminated will be given a score equal to that of the lowest placing competitor who was not eliminated in that test *plus additional penalties as indicated in the scoring section*. However, he/she will not be awarded an individual ribbon in that phase or overall ahead of a competitor who was not eliminated. The same restriction applies to a team which is eliminated.

*Competitors who have been eliminated in a test for any reason and are permitted to start the subsequent test must retire and leave the course upon the first additional refusal.*

Competitors who have been eliminated, disqualified or retired from any phase of the course for any reason whatsoever, shall leave the course **at a walk** and shall take every precaution to avoid disturbing other competitors. **They shall not jump any further obstacles**. Failure to immediately leave the course following elimination or disqualification shall be classed as dangerous riding and may be subject to disciplinary action including suspension of membership and reporting to the OEF and/or Equine Canada.

## DISQUALIFICATIONS

Disqualification means that a competitor and the horse or horses may not take further part in the Event. The Ground Jury may disqualify a competitor for improper or illegal actions including but not restricted to the following cases:

- A. Allowing anyone other than the competitor to school the horse on the competition grounds.  
However a groom, while mounted, is only permitted to walk the horse on a long rein or trot it from one place to another.
- B. Riding in the Dressage arena or in the Jumping arena prior to the actual competition.
- C. Riding on any part of the Cross-Country course before the competition.
- D. Jumping practice fences not flagged.
- E. Jumping practice fences in the wrong direction.
- F. Jumping practice fences while they are being held.
- G. Jumping practice fences that have been raised above the height or beyond the spread allowed.
- H. Jumping practice fences at times other than those provided by the Organizer.
- I. Entering the Dressage arena on foot after the competition has started.
- J. Inspecting the obstacles of the Cross-Country course before they are officially shown to all competitors or the course is declared open.
- K. Inspecting the obstacles of the Jumping course when the arena is closed.
- L. Entering the Jumping arena on foot after the competition has started.
- M. Abuse of a horse.
- N. Exercising with improper saddlery or improper headgear.

The Ground Jury may disqualify a competitor if in its opinion the competitor constitutes a hazard to the safety or well-being of the competitor, horse, other competitors, their horses, spectators or others. Any member of the Ground Jury may disqualify a competitor if in his/her opinion deems that the competitor is unfit to continue.

**DESCRIPTION OF COURSES**  
**DISTANCES, DIMENSIONS & TIMES FOR CROSS COUNTRY AND STADIUM**

PHASE	Prelim.	Training	Pre-Train.	Entry
<b>Roads and Tracks</b>				
Speed [metres/min]	220	220	220	220
Max. Distance [m.]	3300	3300	3300	3300
<b>Cross Country &amp; Stadium Jumping</b>				
Cross Country speed [metres/min]	520	400-450	300-400	300-350
Stadium Jumping speed [metres/min]	350	350	325	300
Max. Cross Country Distance [metres]	3500	2500	2250	2000
Stadium Jumping Course Length [metres]	350-450	350-450	350-450	350-450
Jump Maximums - Height	1.1m [3'7"]	1.0m [3'3"]	.91m [3'0"]	.85m [2'9"]
- Top Width	1.4m [4'7"]	1.1m [3'7"]	.91m [3'0"]	.85m [2'9"]
- Bottom Width	2.1m [6'11"]	1.6m [5'3"]	1.4m [4'7"]	1.2m [4'0"]
- Drop	1.6m [5'3"]	1.4m [4'7"]	1.1m [3'7"]	.85m [2'9"]
Max. Width if no Height	2.8 m[9'3"]	1.8m [5'11"]	1.5m[4'11"]	1.2m [4'0"]
<i>Max width if water with no height</i>	3.0m[9'10"]	2.5m [8'2"]	----	----
Water – Minimum width of crossing	6.00 (19'8")	6.00 (19'8")	6.00(19'8")	----
Number of Jumping efforts – Cross Country	18-30	16-24	12-22	10-18
Number of numbered obstacles - Stadium	10-12	10-12	9-10	9-10

These are maximum figures; the T.D. may decide to alter the length of the course(s), the time and/or the jump numbers and sizes.

## CROSS COUNTRY

The obstacles shall be of solid construction so that they will not be dislodged if hit by a horse.

Obstacles shall be those which might typically be found in the hunting field, for example stone walls, ditches, chicken coops, slat fences, small drops, etc.

Water to a maximum depth of 30 cm. may be included on the course [in accordance with current OHTA and EC rulings]. In the Preliminary and Training divisions, riders may be required to jump both into and out of the water. In the Pre-Training division, the riders may be required to jump out of the water but shall not be required to jump in. Entry Division riders may be required to go through compulsory flags in water but shall not be required to jump either in or out.

Please review Attachment 3 which is a sample set of directions for cross country course jump judges. Rules regarding penalty zones, interference with other competitors, unauthorized assistance, and definitions of refusals, falls, run-outs, and circles are included.

### Roads & Tracks and Cross Country:

Maps of the courses shall be posted in a central area no later than the completion of the first official course walk for each division. The maps shall show the exact course to be followed, the distance, the time allowed and the time limit.

**Important:** The “time allowed” is the optimum time: the time before penalty points are given. The “time limit” is the maximum amount of time before elimination, and for which penalties will be given. If you are over the time allowed, you will be penalized for each second or part of a second you accrue, according to the scoring rules (see “Scoring”). If you are over the time limit, you will be eliminated.

## STADIUM JUMPING

The Stadium Jumping course for the Preliminary division shall contain at least one double combination and one triple combination and for the Training division it shall contain at least one double combination but no triples. Pre-Training and Entry divisions shall contain no more than one combination of 2 elements.

The course shall be irregular and winding with changes of direction both right and left. A course map shall be posted in a central area at least 1 hour before the first ride in each division. The map shall show the exact course to be followed, the distance, the time allowed, and the time limit (see above section on “Cross Country” for definitions).

Each competitor MUST salute the judge and wait for a signal (usually a whistle) before beginning the course on penalty of ELIMINATION.

Protective cross-country type vests are optional.

## **LATE PENALTIES**

A "Late Penalty" of 25 points will be assessed instead of elimination for reporting late to any vet inspection, turnout inspection, tack check, or failure to ride any phase of the competition at the scheduled time or, in case of schedule changes, in the scheduled order. Failure to report at all will be penalized by ELIMINATION.

Any rider who attempts to begin any phase by trying to enter a ring or start box without first passing the tack check for that phase will be stopped by the tack steward, starter, and/or gate attendant and will be assessed the 25 point late penalty. They also will be required to then report for tack check. In the Dressage phase, a rider who tries to start their walk-around of the ring (even if outside the ring) will be deemed to have tried to start the phase. In order to simplify this procedure, the organizers should locate the tack steward as close as they can to the start of the phase.

Failure to immediately report to tack check after being prevented from starting a phase or failure to make all changes requested by the tack steward will result in ELIMINATION.

When the late penalty is assessed, it is desirable that the competitor be advised as a point of instruction that they would have been eliminated under E.C. rules.

As a matter of courtesy only, after a competitor has missed their scheduled time for any inspection or phase, the gate person, starter, steward, or announcer should attempt to contact the competitor so that they may compete at a different time (but with the 25 point penalty applied). In most cases, such an attempt can only be made by shouting or using the P.A. system to call for an overdue competitor. It remains the sole responsibility of the competitor, not the rally officials, to ensure that the competitor reports as scheduled.

If a competitor is not present and ready to start by the time when all other competitors in their division have completed the inspection or started the phase, they shall be ELIMINATED except where it is convenient the Rally officials (not the competitor), shall have the option of allowing the competitor to continue along with a division which is later in the schedule. The Late Penalty would still be applied. In some cases, this should be possible for the Vet or turnout checks, but will not be likely for riding phases due to changes in jump heights, course, dressage judges, etc.

## **SCORING**

All scoring is done by penalty points. In Dressage, the positive marks awarded by the judges shall be converted to penalties as described in the following section. Bonuses awarded by the Stable Management judges shall be treated as negative penalties and simply be deducted from the total penalties which the competitor would otherwise have.

Penalties, other than riding or time faults shall be applied to the stable management part (overall scores) and not to the riding part (3 phase). Note: "Late penalties" are riding penalties.

Turnout penalty points shall be added to the "two phase" [Stable Management and Turnout] and "overall" scores only.

Eliminated riders will be assigned a score for the phase in which they are eliminated which will be the score of the lowest placing competitor in that phase who was not eliminated *plus 30 points if in stable management, 20 points if in dressage, 50 points if in cross country, and 15 points if in stadium.*

When a rider does not attempt any phase for any reason (“scratches”), they may not be awarded an individual ribbon in that phase or overall. Teams which have fewer than the minimum number of riders attempt each phase may not be awarded a ribbon in that phase or overall.

Riders who have been eliminated will not be awarded an individual ribbon in that phase or overall ahead of a competitor who was not eliminated. The same restriction applies to a team which is eliminated

## **DRESSAGE**

The good marks from 1-10 as awarded by each judge to a competitor for each numbered movement of the dressage test together with the collective marks are multiplied by the movement weighting factors as shown on the test and added. Penalties for errors of course are then subtracted and the result is divided by the total possible marks for the test and multiplied by 100 to give a percentage. The result is subtracted from 100 and then multiplied by 1.5 to convert to penalties with the result rounded to one decimal place.

The first error of course results in a penalty of 2 points, the second error results in an additional 4 points, the third error results in ELIMINATION.

Leaving the arena before completing the test (all 4 feet out of the arena at the same time) will result in ELIMINATION.

When there is more than one dressage judge, the average penalties used in the scoring is obtained by adding the total penalties from each judge and dividing by the number of judges.

## **CROSS COUNTRY**

### **ROADS & TRACKS**

One penalty point is assessed for each second or part of a second over the time allowed.

The time limit is 1/5 more than the time allowed. Exceeding the time limit will result in elimination.

### **CROSS COUNTRY**

There will be an excessive speed penalty for Cross Country for ALL divisions. Every commenced second in excess of 30 seconds under the optimum time will be penalized by 1 penalty point.

The time limit will be twice the optimum time (time allowed).

Faults (refusal, runout, circling and falls) will be penalized only if, in the opinion of the judge concerned, they are connected with the negotiation or attempted negotiation of one of the numbered/lettered obstacles for the division in progress.

For all riders the penalty for a slow pace shall be 0.4 points for each commenced second in excess of the time allowed.

### RIDING PENALTY POINTS

1st disobedience at each obstacle	20 penalties
2nd disobedience at each obstacle	40 [additional] penalties
*3rd disobedience ON THE ENTIRE COURSE	ELIMINATION & MANDATORY RETIREMENT
A fall of either the rider or horse at an obstacle	ELIMINATION & MANDATORY RETIREMENT
Omitting a obstacle or compulsory flag	ELIMINATION
Re-jumping an obstacle already jumped	ELIMINATION
Error not rectified	ELIMINATION

*\*NOTE: In pretraining and below, elimination and mandatory retirement is required after the third disobedience at the SAME obstacle or after the FOURTH disobedience on the entire course.*

*Use of a stop watch to time the cross country phase by any competitor at the Pre-Training division or below will be penalized by 25 points.*

*If it has been determined that a competitor has willfully delayed their progress (such as by walking or circling) at any point on the course the competitor will be penalized with fifteen (15) penalty points.*

#### Additional Reasons for Elimination

- Jumping an obstacle in the wrong order
- Deliberately starting before being given the signal
- Failure to stop when signalled
- Unauthorized assistance
- Alteration of obstacles
- Cruelty (this may result in disqualification as well)
- Failure to have tack check
- Failure to pass start and finish flags mounted

### STADIUM JUMPING

#### JUMPING PENALTIES

Each knockdown	4 penalties
First disobedience	4 penalties
<i>Each disobedience causing a knockdown</i>	<i>6 seconds (+4 penalties for knockdown)</i>
2nd disobedience in the round	8 penalties (See note)
3rd disobedience in the round	ELIMINATION
A fall of either the rider or the horse	ELIMINATION
Jumping obstacles in wrong order	ELIMINATION
Error in course not rectified	ELIMINATION

Time penalties of 0.25 per second (or part of a second) over the time allowed will be assessed. The time limit is twice the time allowed. Exceeding the time limit will result in elimination.

**NOTE:**

For the Preliminary Division only, the second disobedience results in elimination and the penalty for exceeding the time allowed is 1.0 penalties per second or part second.

## **STABLE MANAGEMENT**

In order to put all teams "on a level playing field", if a team has fewer than the maximum number of riders or grooms, the average stable management scores of all riders or grooms in that division will be added into the team score to bring its numbers equal to other teams.

### **RIDERS' TURNOUT:**

A rider may be assessed up to 10 penalty points. Turnout is judged prior to riding the dressage test. Judges will take into account that a horse must usually be worked before being presented for turnout.

### **TEAM MANAGERS AND GROOMS KNOWLEDGE:**

Up to 5 good marks may be awarded for this test. The test will be an unmounted event and may be in the form of a quiz or written test or as otherwise arranged by the organizing committee.

## **TACKROOM**

Penalty points up to 10 per day. Penalties in this category will be assigned only to the team unless there is specific reason in the opinion of the stable management judges for assigning special penalties to a specific competitor.

Special items:

- Practicability of equipment
- Efficiency of storage and display
- Feeding schedule
- Nature of First Aid equipment and medicines
- Effectiveness and completeness of stable equipment and grooming items
- Neatness and cleanliness

- "Dressing up" of tackrooms will be judged very lightly. The emphasis is on efficiency, practicality and safety, not fringe decoration. Curtains on stalls may be a fire hazard and their use should be considered seriously.

### **DRESSAGE PHASE:**

Up to 10 penalty points.

Special items:

- promptness in reporting for turnout
- Readiness for cross country course walk.

## **CROSS COUNTRY PHASE:**

Penalties up to 15 points. The care of the horse after the cross country phase is extremely important. The conduct of team managers, grooms, and riders will be closely observed.

Special items:

- Standstill start at cross country
- Prompt reporting for Vet checks
- Condition of horses during and after cross country phase
- Coolout – Refer to National Rally Rules and instructions from the Rally Committee

## **STADIUM JUMPING PHASE**

Penalties up to 5 penalty points

## **OVERALL RALLY ATTITUDE:**

Good marks up to 10 points. This is a category for outstanding effort. Points need not be given to all competitors.

## **TIES**

- **Team Overall:** In case of a tie, the team with the best totalled scores of its members for the cross country phase shall win. If still tied, the best team manager will be the deciding factor.
- **Individuals Overall:** In case of a tie, the best cross country score shall win. If still tied, the time nearest to and without exceeding the “time allowed” will win.
- **Individuals Cross Country:** Placing to be decided by the time nearest to and without exceeding the “time allowed” for cross country.
- **Individuals Dressage:** Placings to be decided based on the best total of the “Overall Impressions” [Collective] marks. If still tied, the tie shall remain.
- **Individuals Stadium Jumping:** There will be no ranking of individuals for Stadium Jumping; clear rounds will be awarded.

## **PRESENTATIONS**

### **TEAM AWARDS**

High overall [5 phase] scores for each division

High stable management scores [incl. Turnout] for each division

### **INDIVIDUAL AWARDS**

Overall best score for each division

Best Dressage score for each division

Best cross country score for each division

Stadium Jumping clear rounds

Best Groom

Team managers and grooms are encouraged to compete in stadium jumping over a simplified course using a team horse. Competitors are encouraged to lend their horse to a team groom or manager for this round. Clear round ribbons will be presented but scores do not count for any other award, and do not reflect on team or individual scores.

## **POINTS FOR ANNUAL REGIONAL AWARD**

A total of 90 points will be awarded towards the annual Regional award and will be divided equally among the divisions.

Regional points for each division will be split in the ratio of 5 for 1<sup>st</sup>, 4 for 2<sup>nd</sup>, 3 for 3<sup>rd</sup>, 2 for 4<sup>th</sup>, and 1 for 5<sup>th</sup>.

These points shall be awarded for 5 phase team placings only. For the purposes of points distribution, only ONE team of each branch shall be considered. The standings of all other teams of that branch will be disregarded.

Several branches may combine to form a scramble team, which are eligible for points toward the annual branch standings. Points collected by such teams shall be shared by the clubs making it up by dividing the total points earned by the number of team members including team manager and groom[s] and multiplying the result by the number of members from each branch.

Within a division, whichever has the higher points will be awarded to the same branch: 1.) Members of the branch on a scramble team or  
2.) Members of that branch on a regular team.

No branch shall be allowed to earn points in any division from more than the number of competitors required to make up 1 full team in that division.

If a branch has no regular team entry in either the Preliminary division or Training or Pre-Training divisions but has more than the required number of competitors to form a team [for example, if they have 5 Prelim riders but no grooms or team manager], those eligible for points shall be decided as follows:

- 1 - the branch's lowest 3 [2 for Prelim] numbered riders in the division
- 2 - The branch's lowest numbered groom in the division
- 3 - the branch's lowest numbered team manager in the division
- 4 - repeat steps 1 through 3 until the number of total competitors is reached, [5 Training Pre-Training or Entry, 3 Prelim. ]

In the event that there are fewer than 3 teams in any division, the Regional Points shall be awarded based on the standings of individual riders rather than team standings. In that case, the first place points go to the first place individual, the second place points shall go to the next highest placing individual FROM A DIFFERENT BRANCH, third place points go to the next highest placing individual from a third different branch, etc.

In the case where a Rally includes competitors from outside this Region, only the placings of teams or individuals from WOR shall be counted when calculating regional points. If a scramble team includes some members from outside the region as well as WOR members, the WOR members shall be awarded only the portion of the total team points that they would have received if all team members were from WOR.

## GENERAL INFORMATION

It is the responsibility of the branch to leave the barn and camping area in good clean condition. Failure to do so will result in forfeiture of all the deposits for that branch.

Branch flags should be brought for the colour parade.

Tack room and feed rooms will be box stalls and will be assigned either one per team or shared depending on availability.

Chaperones should ensure that all their competitors are in their proper place of rest and settled down before retiring.

Chaperones must advise the office of their tent/trailer location and that of their branch members. It is important that they are aware of not only who is supposed to be in which tent after lights out, but that the competitors are actually there.

Branches, both chaperones and competitors, should camp in near proximity to one another.

Rally organizers realize that occasionally it is necessary for volunteers to bring younger children to Rally who are not competitors. However, they must ensure that these children are well supervised. At no time are non-competing children allowed in the barn, unless a specific time has been designated for visitors.

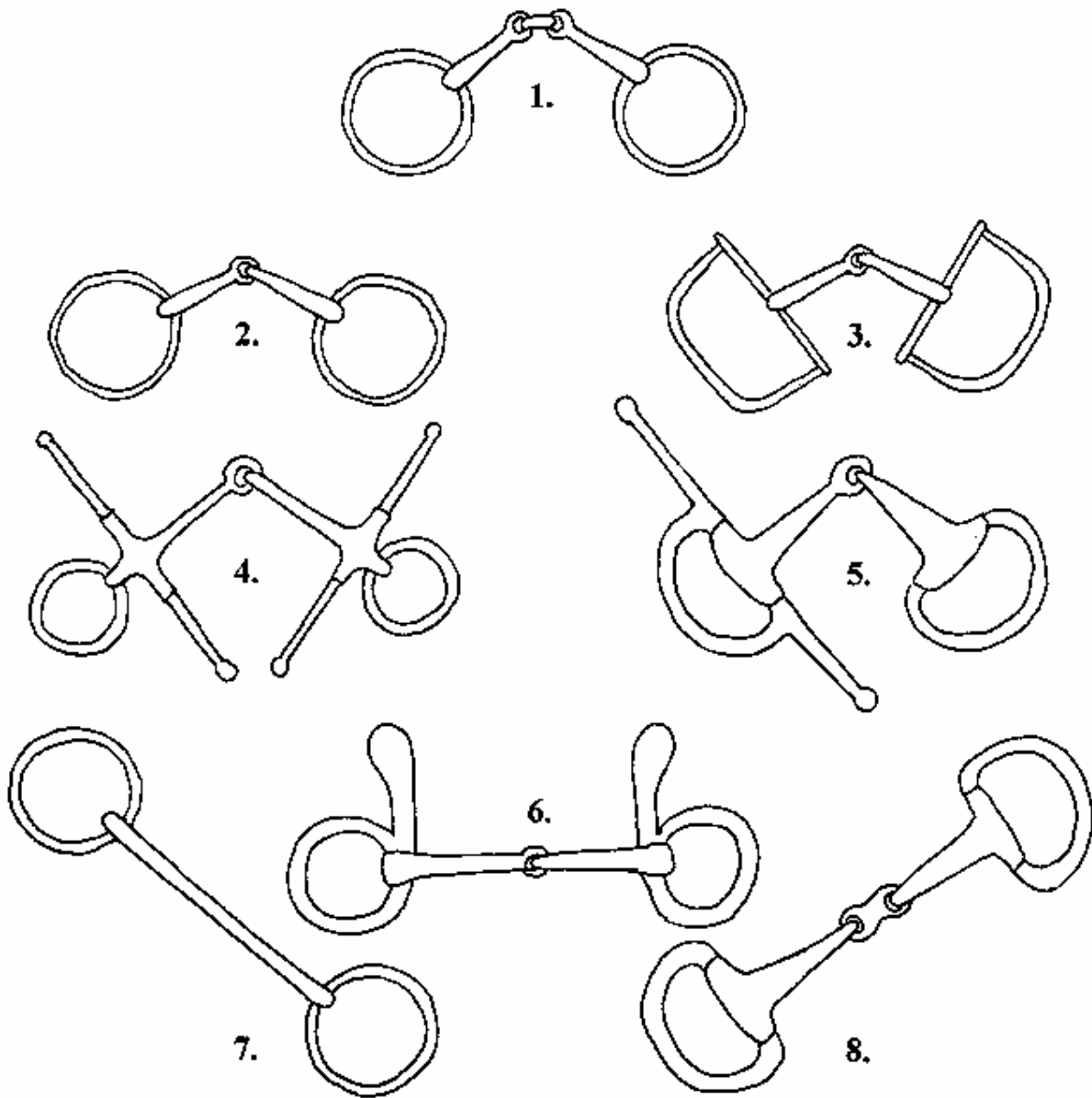
**MAKE SURE YOU HAVE YOUR COGGINS TEST WITH YOU AT THE RALLY; IT WILL BE CHECKED!**

The following tips and suggestions to do before arrival at Rally have been supplied by various branches, but are not part of the formal rules:

- All tack should be checked thoroughly for broken stitching, dryness, splits and cracks, missing parts or dirt well before the Rally.
- Horses should be reshod about 2 weeks prior to the Rally. Earlier, and they may develop loose shoes; later, they may have sore feet at the Rally.
- Any medications to be given to a horse will require a Vet certificate. Make sure you have it.
- Make a time chart showing divisions, teams, riders and numbers, horses; leave spaces to fill in times for Dressage, Roads & Tracks, Cross Country and Stadium Jumping times when they are available.

- Make a chart showing all team members, their numbers. Include riders, mounts, Team Manager and Groom[s] for each team. The location of the branch Captain should also be noted.
- When start times are available, make a chart showing where riders and grooms are to be; rotate grooms so that someone is in barn to help riders and others are at start or coolout.
- Feed charts should be made up in advance showing the horse's name, competitor number, and feed amounts. Include any conversions (e.g. 1 scoop=2 lbs., 1 flake=1.5 lbs, etc). Include all vitamins or additives on the charts and be sure that the team manager and groom know their purpose.
- Prepare identification signs (at least 8"x 11") for each horse. Include a photo, name, sex, age, description, rider's name and number, horse's vices and any other vital information. These signs should be posted at each stall once you arrive.
- The chaperone should have the parent's home and business numbers, medication needs and allergies for all competitors.
- Make sure all team members know the uses for all equipment and each item in the First Aid kit.
- Make sure all equipment is clean and freshly painted if needed.
- Make sure you have tape or tags to mark all equipment belonging to horses or competitors with their number. If possible, contact the Rally organizers a few days prior to the Rally and get the number assignments and starting times of your members so that you can complete marking of the equipment before the Rally.
- Send some grooms and parents ahead of the horses to prepare the stalls. In this way, the horses do not have to stand around on lead lines or in their trailers after a long ride.
- Experience has shown that the non-riding Captains are under less pressure than the riding ones and that the more senior or mature members with Rally experience have an advantage as Captain.
- **PROPER CONDITIONING OF THE HORSE CANNOT BE STRESSED ENOUGH! AT THESE HIGHER LEVELS OF COMPETITION, A HORSE MUST HAVE GONE THROUGH A THOROUGH AND ORDERED PROGRAMME OF CONDITIONING, SUCH AS INTERVAL TRAINING, TO ENSURE THAT IT IS AT A PROPER LEVEL OF FITNESS. FAILURE TO DO SO CAN RESULT IN PERMANENT INJURY TO HORSE AND/OR RIDER.**

**Attachment 1 ❖ Permitted Dressage Bits**



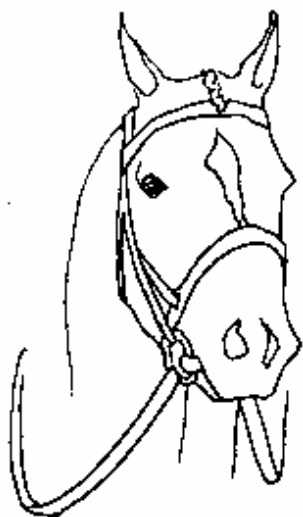
The following types of snaffle bits shown are permitted in Combined Training Dressage Tests:

- |  |   |
|--|---|
| 1. Ordinary snaffle with double-jointed mouthpiece | <b>Not shown:</b>   |
| 2. Ordinary snaffle with jointed mouthpiece        | 9. Rubber unjointed snaffle                                       |
| 3. Racing snaffle                                  | 10. D-Ring jointed rubber mouth snaffle                           |
| 4. All other types of snaffle with cheeks          | 11. Hanging cheek snaffle   |
| 5. Egg butt snaffle (with cheeks, without cheeks)  | 12. Ordinary snaffle with double jointed mouth piece with lozenge |
| 6. Snaffle with upper cheeks only                  | 13. Unjointed wavy plastic or rubber snaffle                      |
| 7. Unjointed snaffle                               |   |
| 8. French link snaffle                             |   |

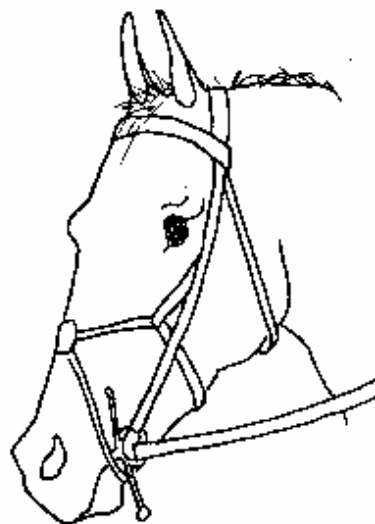
A) with cheeks    B) without cheeks

Note: All combinations of the mouthpiece and rings or cheeks illustrated are permitted.


**Attachment 2 ❖ Permitted Dressage bridles**




**1. Cavesson Noseband**



**2. Mexican (Figure 8) Noseband**



**3. Dropped Noseband**



**4. Flash Noseband**

---

### **Attachment 3 ❖ Directions to Cross Country Judges**

#### **DUTIES**

- To record the number of any competitor who passes their station.
- To record any faults incurred by competitors at obstacles or to record that the rider passed without faults [”clear”]. IF IN DOUBT ON ANY POINT, THE JUDGE SHOULD MAKE DETAILED NOTES WITH A ROUGH SKETCH AND HAND THEM IN WITH THE SCORE SHEET.  
Faults should be recorded by marking an “R” for each disobedience [refusal, run-out, or circle] and an “F” for a fall of EITHER the horse or rider at the obstacle.
- To note whether competitors pass on the correct side of any boundary, turning or compulsory flags. The competitor must always pass with the red flag on the rider’s right side and the white flag on his/her left side. Riders must always pass flags, whether they are part of an obstacle or not, while mounted
- To insure that any competitor in difficulty at an obstacle clears the way for following riders. If a rider does not clear the way and interferes in any way with the following rider[s], make a note on your score sheet. Interference with following riders may result in elimination.
- To take emergency action in the event of an accident at his or her fence. This includes calling for help [Vet, Doctor, repair crew, outriders, etc} by the method arranged by the Rally officials. If the jump is impassable, the judge must also stop oncoming riders as far from the jump as possible, recording as best they can the time each rider was stopped and the place where they started to pull up. When the fence is clear, the judge shall restart each competitor at the point where they pulled up at reasonable intervals and record each restart time.
- To urge observers on the course to return to the pre-determined spectator areas for their own safety as well as that of the riders.
- To inform riders that they must leave the course and not jump any further obstacles if the rider has 3 disobediences at their fence, or if either the rider or the horse falls as a result of attempting to jump the obstacle
- To inform riders that they must leave the course and not jump any further obstacles if asked to do so by the Ground Jury via the radio controller.
- To inform the Ground Jury via the radio controller as to any disobediences or falls.

The jump judge should take care to position himself or herself where he/she can see all of the approach side of the fence and have a good view of the rider as he/she leaves the landing side. The jump judge should not be in a position where he/she may be partially hidden and cause a horse to shy; he/she should be visible to both the horse and rider as they approach the jump.

Faults [refusal, run-out, circling and falls] will be penalized only if, in the opinion of the judge concerned, they are connected with the negotiation or attempted negotiation of one of the numbered/lettered obstacles for the division in progress.

#### **COMBINATIONS AND MULTIPLE JUMPS**

Jumps placed close together may be parts of a combination or may be separate jumps, depending on the decision of the course designer and the technical delegate.

If the jumps are separate jumps, they will have different numbers and are judged independently. The rider must not--on penalty of ELIMINATION--re-jump any part of an obstacle which he has already jumped.

If the jumps are a combination, they will have only one number and may be designated element A, B, C, etc. In this case, a rider who has a refusal at any element after successfully jumping the previous elements may retake the entire series of elements without penalty. [Example: a rider who has a refusal at the B element may retake BOTH the A and B elements on their second attempt.] All refusals at all elements are added

together to determine penalties. [Example: a rider with one refusal at element A on the first try and one at element B on the second try is scored as having 2 refusals at this jump. A third refusal at either A or B elements [or C if there is one] would result in elimination.] If after a refusal, run-out, circle, the competitor wishes to pass through flags in the wrong direction in order to retake an element, he/she may do so without penalty.

## **UNAUTHORIZED ASSISTANCE**

It is forbidden on penalty of ELIMINATION for a competitor to get assistance from anyone including judges. Unauthorized assistance means any action by another party **WHETHER SOLICITED OR NOT** aimed at helping the rider or horse. This includes but is not restricted to:

- Having anyone give directions in any manner, whether to rectify an error of course or not.
- Receiving direct aid or encouragement [including verbal] to get a horse over an obstacle.
- Being followed, preceded, or accompanied by any person or vehicle not in the competition.
- Receiving aid from another competitor by following them closely to “get a lead” over obstacles or get directions around the course.

## **FALLS**

A rider is considered to have fallen when they are separated from their horse in such a way as to require remounting or vaulting into the saddle.

A horse is considered to have fallen when the shoulder and quarters have touched the ground, the obstacle, or the obstacle and the ground.

## **REFUSAL**

A horse is considered to have refused if it stops in front of the obstacle to be jumped. If the horse has already stopped, is presented to the obstacle again and halts or steps back another time, this is scored as an additional refusal.

## **RUN-OUT**

A horse is considered to have run out if, having been presented to the obstacle, it avoids the obstacle by running out to one side or the other.

A rider is permitted to change his/her mind as to where he/she jumps an obstacle or element at any time, without penalty, including as a result of a mistake at a previous obstacle or element. If, however, the horse avoids part of the obstacle at which it has been presented, it is considered to be a run out.

## **CIRCLE**

A horse is considered to have circled if it re-crosses its original track from any direction while attempting to negotiate the obstacle. At an obstacle composed of several elements, a horse is considered to have circled if before, during or after the negotiation of the obstacle, it completes the circle by crossing the track that it made before jumping the last element of the obstacle. It shall not be scored as a circle if the competitor crosses their original track to resume the course or retake an obstacle following a refusal. In this case, only the refusal is penalized.

## **WILLFUL DELAY:**

*Competitors may NOT circle, weave, serpentine, halt nor proceed at any pace below a trot at any point on the course.*

**ATTACHMENT 4 ❖ TURNOUT CHECKLIST**

**Rider's Number:**

<b>RIDER</b>	<b>PENALTIES</b>	<b>COMMENTS</b>
Medical Arm Band visible		
Gloves		
Helmet		
P.C. Pin & Backing		
Crest		
Boots		
Spurs		
Hair Net		
Stock/Ratcatcher		
Overall Impressions		
<b>TACK</b>		
Stirrup Leathers		
Stirrups		
Girth		
Buckle Guards		
Saddle		
Bridle		
Overall Impression		
<b>HORSE</b>		
Hoof Care		
Shoes		
Grooming		
Eyes, Nose, Dock		
Mane & Tail		
Trimming: legs, ears, bridle path		
Overall Impressions		
<b>TOTAL PENALTIES</b>		

**GENERAL COMMENTS AND OVERALL TURNOUT:**

## ATTACHMENT 5 ❖ DRUGS AND MEDICATIONS

The following rules are excerpts from the Rules of Equine Canada Section D – Eventing Annex 8 (2001).

### ARTICLE A1001 INTRODUCTION

1. The rules to control equine medications as set out herein are intended to guarantee fairness to all participants in events recognized by Equine Canada, to further the art of riding, to encourage horsemanship, to ensure the welfare of horses, and to maintain and nurture public interest in equestrian events.

2. Veterinarians should consult the Schedule of Drugs available from the Canadian Pari-Mutuel Agency (Agriculture and Agri-Food Canada) for guidance on the administration of medication to horses competing at EC-recognized competitions.

### ARTICLE A1003 PERMITTED DRUGS

1 Permitted medications are: any non-steroidal anti-inflammatory drug. Clenbuterol

2 Only one nonsteroidal anti-inflammatory drug may be used. If more than one nonsteroidal anti-inflammatory drug is found in any sample the test will be deemed positive.

3. Restrictions concerning nonsteroidal anti-inflammatory medication are as follows:

- a) The maximum permissible plasma concentration of phenylbutazone is 15.0 micrograms per millilitre.
- b) The maximum permissible plasma concentration of flunixin is 1.0 micrograms/ml

### ARTICLE A1004 FORBIDDEN SUBSTANCES

1. A forbidden substance is:

- a) any stimulant, depressant, tranquillizer, local anaesthetic, drug or drug metabolite which might affect performance of a horse except as expressly permitted by these rules;
- b) any substance, regardless of how harmless or innocuous it might be, which might interfere with the detection of stimulants, depressants, tranquillizers, local anaesthetic, drug or drug metabolites which might affect the performance of a horse;
- c) any drug not approved for use in Canada under the Food and Drug Act
- d) any drug listed under the Narcotic Control Act, or listed on Schedule G and/or H of the Food and Drug Act
- e) any drug which has one of its major pharmacological actions, a stimulant or depressant affect on the central nervous system
- f) any drug or substance which is the opinion of the chemist interferes with the thorough detection of a sample

2. Owners, lessees, persons responsible for horses entered in competition, and veterinarians are cautioned against the use of medicinal preparations, tonics, pastes, feeds, supplements and products of any kind, the ingredients and quantitative analysis of which are not specifically known, as they may contain a forbidden substance.

### ARTICLE A1005 EMERGENCY VETERINARY TREATMENT

1. The purpose of this article on emergency veterinary treatment is to allow the competitor to exhibit a horse that, because of acute illness or injury, requires immediate treatment with forbidden substances which will not be cleared in time for competition.

2. Obviously, continuing competition must not be detrimental to the overall welfare of the horse nor accelerate the disease process.

3. A horse exhibiting at a sanctioned competition that receives any medication which contains a forbidden substance is not eligible for competition unless the following requirements have been met:

- a) The medication must be therapeutic and necessary for the treatment of an acute illness or injury. Administration of a forbidden substance for the purpose of shipping, clipping, etc. is not considered therapeutic.
- b) The horse must be withdrawn from competition for a period of not less than 24 hours after the medication is administered.
- c) The medication must be administered by a licensed veterinarian.
- d) A written statement or official EC Equine Emergency Medication Report Form must be filed with the steward/technical delegate:
  - within one (1) hour after administration of the medication or
  - within one (1) hour after the steward/technical delegate returns to duty (if medication is administered at a time other than during competition hours) or
  - within one (1) hour after arrival on the grounds (if the administration is at a time before arrival)
- 4) The following facts must be furnished in the statement or report:
  - horse's name, age, sex, colour, weight, whether it is a horse or pony, passport and entry numbers
  - name of person responsible who signed the entry form and owner's name
  - product name of the medication, amount administered, route of administration (oral, intravenous, topical, intramuscular, injectable, subcutaneous, inhalation), date(s) of administration, time of last administration
  - diagnosis and reason for administration
  - name (printed) and signature of veterinarian prescribing or administering the medication
- 5) The steward or technical delegate will:
  - record the date and time of receipt on the statement or report form
  - note the name, location and dates of the show on the statement or report form
  - sign the statement or report form (name also to be given in printed letters)
  - add any comments, in writing
  - forward the statement or report form to the EC Drugs and Medications Committee

4. The official EC Equine Emergency Medication Report Form is available from the officiating steward or technical delegate at the competition.

5. All required information must be included when filing a report. Failure to comply with the provisions of this Article is a violation of the rules. The steward or technical delegate must report such violations to the Federation for such further action as may be deemed appropriate.

## ATTACHMENT 6 ❖ COMPETITORS INFORMATION LISTS

The following is for information only and is not a formal part of the Rally Rules.

### DUTIES OF CAPTAIN OR TEAM ORGANIZERS

#### BEFORE RALLY:

- Have meetings ahead of time to organize who is to bring what
- Review proper procedures for Vet Checks, and if possible, get an experienced 3 day eventer to come and demonstrate.
- Organize group and clean equipment
- Make a feed chart for each room
- Organize a clean and tidy first aid kit [horse and human] & review use
- Have everyone label all articles with their competitor number
- Take clipboard and pencils, markers, bristol board (if needed)
- Organize group to make room and equipment signs
- Review Rally procedures and Rally Rules with all competitors, especially first time groomers

#### DURING RALLY:

- Captains must attend all Captains' Meetings and be prepared to take notes
- Inform riders of all information that comes from meetings
- Make sure riders have everything they need

### COMPETITOR AND HORSE PREPARATION

- Clean all tack thoroughly including halter and lead, repair worn stitching
- Clean your horse
- Trim ears, whiskers, jaw, throat, fetlocks, etc.
- Pull mane and trim bridle path
- Clean sheath
- Clean all horse clothing and repair if needed
- Clean all your worn clothing [especially jacket]
- Make sure all your badges are sewn on
- Prepare feed, vitamins, salt, etc.
- Label all items with your competitor number
- LEARN DRESSAGE TEST
- Have horse shod about 2 weeks before Rally
- Make sure COGGINS IS VALID AND SIGNED
- Try to have things ready the day before; last minute problems always arise

### SUGGESTED ITEMS FOR HUMAN FIRST AID KIT:

hand soap (Ivory)	aspirin or Tylenol	Solarcaine
gauze	Safety pins	tweezers, scissors
adhesive tape	Vicks rub	caladryl or calomine lotion
First Aid Manual	Q-Tips	mild eye drops (saline solution)
Iodine	Band-aids	

### SUGGESTED ITEMS FOR HORSE FIRST AID KIT

scissors	Hydrogen Peroxide	thermometer
antiseptic spray [Topizone]	Elastoplast Bandage	Witch Hazel
poultice [cream or premix]	Clean set of 4 cottons	Clear Eyes or baking soda
blunt knife	Clean set of 4 bandages	Glycerine
poultice boot or burlap plastic bags	diaper pins	Vaseline
Epsom Salts	clean J Cloths	masking tape
gauze bandage	clean pail [just for the kit]	caustic powder
	Detol	wound cream [Furicine]

# Western Ontario Region A/B/C/ Rally Rules

July, 2009

## RIDERS AND GROOMS LIST

riding jacket (clean) Pony Club badges and Pin Ratcatcher, stock, or tie Stock pin breeches or jodhpurs gloves boots polish or baby oil for boots ASTM/SEI/BSI approved Hard hat flashlight skit equipment	(rain cover for helmet) hair nets (if needed) insect repellent money (small amount) work boots or muckers jeans shorts Pony Club clothing sleeping bag X-C shirt	air mattress towels bathing suit lawn chair tent SUN SCREEN hat with brim or baseball cap spurs X-C hat cover (riders only) protective X-C vest “ Medical Arm band
--	---	--

## HORSE LIST

saddle two numnuhs bridle extra girth extra stirrup leather set of brushes [clean] braiding kit [mandatory for Prelim] large towels for X-C cool out salt Vaseline hoof pick	lead shank halter feed pail water pail total ration of grain for Rally whip shampoo, sweat scraper large sponge cornstarch or baby powder brushing boots fly veil poultice	bell boots stable bandages cottons masking tape Absorbine Rubbing Alcohol fly spray Hooflex or hoof oil blanket cooler hay net [if used]
--	---	--

## EXTRA THINGS NEEDED

hose nails hammer screw driver two double snaps/stall + extras	rope for clothesline clothespins step ladder door mats Pony Club books	mops and Detol to disinfect stalls garbage cans two eye screws per stall spare stall guards
--	--	--

AISLE	FEED ROOM	UTILITY ROOM
flag banner bulletin board and tacks fire extinguisher name plates for horses information signs tie rings for horses (not for portables) saddle racks and hooks	feed charts feed bins grain measure loose salt pails shelving unit hose scale bran Tabasco Sauce toilet brush	wheel barrow pitch fork shovel rakes broom skeps watering can holders for utensils scissors

TACK ROOM		
saddle racks cleaning horse shelving unit saddle soap neatsfoot oil chair or stool branch saddle pads, covers	[peg board and pegs] First Aid Kits flash light sponges J-cloths paper towels	extra tack boot jack & boot pulls blanket hanger hole punch scissors and sewing kit mirror

### GOOD POINTS EARNED AT PAST RALLIES

Rooms peaceful and organized  
 Neat and clean working areas  
 Clean stalls with filled water buckets  
 Clean horses  
 Tack well cleaned and organized  
 Morning routine done quickly & completely  
 Good set up on Cross Country Day  
 Excellent cooling out procedure after X-C  
 Organized, helpful and FRIENDLY to other teams

### POINTS LOST IN THE PAST

Cleaning stall with horse in it  
 Throwing hay or straw over stall door  
 Late feeding  
 Stall left dirty  
 Dirty bits and stirrups  
 Sloppy bandaging  
 Dismounting on the wrong side  
 Gloves not worn during warm-up  
 Poor set up for turnout  
 Returning from any riding phase with tight girth  
 Trotting on road  
 Muddy legs  
 Poor bedding  
 Missing Curb Chain from Pelham  
 Three-fold girth on backwards

### Stomach dirty

Feed time missing from feed chart  
 Tack needs oil  
 Bridle put on horse wrong or hung up wrong  
 Leading horse with one hand  
 Dirty tack, dirty equipment  
 Horse not dry enough after bath  
 Hair hanging over rider's number  
 Tack room too cluttered  
 Spare equipment not hung up  
 Walking around with your spurs on  
 Prongs on pitchfork facing out not in  
 Too much hay in feed room  
 Wearing running shoes or sandals in barn  
 Brushes left in aisle  
 Groom sleeping while work is left to do  
 Buckets left in the aisle  
 Bridles hung up while not clean  
 A groom should be left behind to watch barn while horses are there during competition.  
 Doors left open  
 Droppings in aisle not picked up right away  
 Dirty water in buckets  
 Dirty utensils  
 Aisle not clean, aisle cluttered  
 Labelling not clear

### EXTRA NOTES

1. Tidy and early stables may earn you bonus points. **TEAM WORK IS A MUST.**
2. Always make sure the stall guard is closed when a horse is in the stall. Feed room stall guards and tack room stall guards must be closed when not in use.
3. Always feed at the same time at every feeding.
4. Know how to hang a bridle properly, in a figure 8
5. All team members, both riders and ground crew, are not excused from the barn until all the work is done.
6. **Riders are expected to be responsible for their horses: Team Managers and Grooms are there to facilitate this. They are not there as slaves!**
7. Smile even when having a hard time.



## CANADIAN PONY CLUB National and Regional Rally Rules

### Canadian Pony Club Acceptance of Risk Form for Rallies

Competition Name: Western Ontario Region A/B/C Rally Date: \_\_\_\_\_

This form must be completed and signed by all competitors who have been eliminated due to being unseated, and who wish to continue the competition under the Pony Club "Worst Score Plus" System.

These competitors must be examined by designated medical personnel and receive medical clearance before being allowed to continue.

In consideration for my continued participation in this Rally:

I AGREE that I voluntarily choose to continue to participate in this Rally.

BY SIGNING BELOW, I AGREE to be bound by all applicable rules. I have been checked by the competition medical personnel.

Rider \_\_\_\_\_ Signature \_\_\_\_\_

Parent or Designated Adult Supervisor \_\_\_\_\_

Signature \_\_\_\_\_

(Mandatory for all members under 18)

Coach/trainer \_\_\_\_\_ Signature \_\_\_\_\_

(Optional)

I confirm that the above named competitor has medical clearance to continue in the competition.

Medical Officer \_\_\_\_\_ Signature \_\_\_\_\_

Competition Officials Approval

President of Ground Jury \_\_\_\_\_ Signature \_\_\_\_\_

Technical Delegate \_\_\_\_\_ Signature \_\_\_\_\_

Please attach this form to the incident report and send to the National Office.